American Legion World Series

2019 Media Guide and Record Book

2019 World Series schedule

THURSDAY – AUGUST 15
Game 1 – 10:00am – Southeast vs. Great Lakes
Game 2 – 1:00pm – Mid-South vs. Western
Game 3 – 4:00pm – Central Plains vs. Northwest
Game 4 – 7:30pm – Northeast vs. Mid-Atlantic

FRIDAY – AUGUST 16
Game 5 – 4:00pm – Great Lakes vs. Western
Game 6 – 7:00pm – Southeast vs. Mid-South
Off day
Northeast, Mid-Atlantic, Central Plains, Northwest

SATURDAY – AUGUST 17
Game 7 – 1:00pm – Northwest vs. Northeast
Game 8 – 4:00pm – Mid-Atlantic vs. Central Plains
Game 9 – 7:30pm – Southeast vs. Western
Off day – Mid-South, Great Lakes

SUNDAY – AUGUST 18
Game 10 – 1:00pm – Mid-South vs. Great Lakes
Game 11 – 4:00pm – Northeast vs. Central Plains
Game 12 – 7:30pm – Mid-Atlantic vs. Northwest
Off day – Southeast, Western

MONDAY – AUGUST 19
Game 13 – 4:00pm – Stars winner vs. Stripes runner-up
Game 14 – 7:00pm – Stripes winner vs. Stars runner-up

TUESDAY – AUGUST 20 – CHAMPIONSHIP DAY
Game 15 – 6:30pm – winners from games 13 and 14

STARS DIVISION	STRIPES DIVISION
Southeast (3)	Northeast (1)
Mid-South (4)	Mid-Atlantic (2)
Great Lakes (5)	Central Plains (6)
Western (8)	Northwest (7)

Welcome to the 2019 American Legion World Series

Welcome to the 2019 American Legion World Series in Shelby, Cleveland County, North Carolina.

Shelby is the home of America's premier youth baseball program and is played at Veterans Field – Keeter Stadium on the campus of Shelby High School.

Over 125,000 fans turned out for the 2018 ALWS that produced one of the Legion's most classic championship games.

Upstart Wilmington, DE Post One scored in the bottom of the eighth inning to knock of tradition-rich Las Vegas, NV, 1-0.

For media covering the Series, It will be our pleasure to serve you in the press box with up-to-date statistics, game notes and box scores.

For additional information, feel free to ask.

Your friends in the press box.

JJ Guinozzo, Joanne McClellan, David Grose

AMERICAN LEGION BASEBALL

2019 National Tournament Rules and Policies

These rules are not comprehensive and only are the rules and policies relevant to media and guests. For complete rules and policies, please see the tournament director

INTRODUCTION

Since 1925, The American Legion has sponsored youth baseball as a national program for the primary purpose of teaching good sportsmanship (win or lose), teamwork and good citizenship, while providing competitive supervised recreation. Listed on the next several pages are various tournament rules and policies of The American Legion. These policies and rules are reviewed and approved annually by the National Americanism Commission. The Commission is a group of American Legion volunteers from many different Departments (states) who give of their time and service to supervise the youth programs of The American Legion.

All National Tournaments will be played under the policies and rules established by the National Americanism Commission. All disputes and questions shall be referred to the on-site National Tournament Director appointed by the National Commander. Any situations not specifically covered by National Rules or the tournament regulations will be referred to the National Americanism Division, whose decision shall be final.

It is important that the coaching staff read and understand these instructions, tournament rules and policies. There are many policies which are designed to provide for the safety of the players and also provide a level playing field.

AMERICAN LEGION FINANCIAL RESPONSIBILITY

The American Legion is the only youth program that provides for team transportation, meals, housing and several other tournament expenses at the national Regional and World Series.

In total The American Legion will spend over $1 million dollars hosting these tournaments and we want to share this information with you and the parents. No other youth baseball organization provides for transportation on to their national regional tournaments. Many of these youth organizations require the teams to pay all costs. Several of the other youth baseball programs will charge a large fee for your team to participate in their tournaments.

TOURNAMENT RULES and POLICIES

1. Teams competing in American Legion Baseball senior national tournaments must have nine players available for participation at a national tournament at all times. Teams with fewer than 12 players are permitted to transfer players registered on their affiliated junior American Legion Baseball team roster to the senior team in order to have 12 players. Any senior team that does not have nine players will forfeit its right to participate and the National Americanism Division, in consultation with the Department Baseball Chairman, shall determine a suitable replacement team. (National Rule 9.K.)
2. All Americanism Commission supervised tournaments will be eight team double elimination tournaments with the exception for the American Legion World Series.
3. Regional competition will include the host team and seven (7) teams determined by state playoffs. The World Series shall consist of the eight regional championship teams.
5. No team shall be required to play more than two games in one day.
6. Playing days may begin after 8:00 a.m. local time.
7. No tournament game shall start after 11:00 p.m. local time.
8. All State, Regional and World Series games are seven (7) innings. 10-Run mercy rule after five innings of play or 4 ½ innings if the home team has the last at-bat.
9. All games shall be played in accordance with National Rule 1 of the American Legion Baseball Rulebook.
10. Official Baseball Rules - Designated Hitter (DH) rule (pitcher only) will be used in tournament play as outlined in the Official Rules of Baseball.
11. The American Legion does **NOT** permit any type of re-entry rule during tournament play.
12. The American Legion does **NOT** permit courtesy runners during tournament play.
13. Suspended games will be completed from the point of suspension.
    a. A suspended game completed on a second day will not count toward the two games in one-day rule. Teams that complete a suspended game can still play an additional two (2) full games.
14. In the case of rain, games may be moved to other locations at the discretion of the Tournament Director on site. **Note:** American Legion tournaments have a time limitation, and Tournament Directors must make every effort to complete tournaments on time. The Tournament Director has additional instructions for rain delayed tournaments.
15. The pitch count rule will be observed throughout all levels of tournament play (Department, Regional, and World Series). The winning team traveling to the next level of play must comply with the required rest days.
16. Once American Legion Baseball national tournaments begin (State Tournament through World Series play) no player can participate in another amateur baseball event. (National Rule 6.D.)

HOME/VISITORS DETERMINATION

To determine Home/Visitors for double elimination and pool play games 1 through 12:

1. A coin toss will determine Home/Visitors for all games. A daily coin flip will be conducted at the morning coaches meeting.

To determine Home/Visitors for double elimination games 13 and 14, and pool play semifinals:

1. The undefeated team in double elimination will have choice of Home/Visitors.
2. The divisional champion in each pool will have choice of Home/Visitors.

To determine Home/Visitors for double elimination and pool play championship game 15:

1. In double elimination play, a coin toss will determine the Home/Visitors.
2. If both semifinal winners are divisional champions, a coin toss will determine the Home/Visitors.
3. If both semifinal winners are divisional runner-ups, a coin toss will determine the Home/Visitors.
4. If teams are from the same division in semifinal games, the divisional champion will have the choice of Home/Visitors.

GAME PROTESTS

Each tournament shall have a Tournament Rules and Protest Committee with at least three members. The Committee shall consist of the Tournament Director and two individuals, not affiliated with any team on the field. These members shall be appointed by the Tournament Director, who will chair the Committee. Protests will be handled and settled by the Tournament Rules and Protest Committee at the time they are lodged.

NATIONAL TOURNAMENT TIE BREAKER - Form #8

1. The American Legion is committed to giving each participating team an equal opportunity to win the tournament on the field. However, over the past nine decades we have experienced several game delays.
2. Rain, fog, hurricanes, power outages and other acts of God have required The American Legion and tournament personnel assigned to the tournament to take extraordinary measures to insure teams are given equal opportunity.
3. It must be understood that there are times in which a champion cannot be crowned on the field because of the weather. If rain or other acts of Mother Nature cause a serious delay in a game(s) or tournament. The Tournament Director is authorized to:
   a. Change the schedule and require teams to play games at a back-up facility.
   b. Move the tournament to another community (and ballpark) in order to complete the tournament.
4. If for unforeseen reasons we cannot crown a champion on the field of play or determine a "pool" winner, The American Legion will determine the winner by the following formula:

   If two teams remain:

   1. Head-to-head competition between teams
   2. Fewest runs allowed overall
   3. Most runs scored overall
   4. A coin flip

   If three or more teams remain:

   1. Fewest runs allowed overall
   2. Most runs scored overall
   3. Coin flip

PITCH COUNT RULE – National Rule 1.R.

AGE	DAILY MAX	REQUIRED REST (PITCHES)				
		0 Days	1 Days	2 Days	3 Days	4 Days
Senior Program	105	1-30	31-45	46-60	61-80	81+

1. No Player may pitch more than a total of 105 pitches per day.
2. No Player may make more than two (2) appearances as a pitcher during any consecutive three (3) day period.
3. If a player returns as a pitcher in the game, he will be charged with another appearance.
4. No Player may enter the game as a pitcher unless having fulfilled the required rest days as mandated in the chart below.
5. Any pitcher may be removed from the pitching position and remain in the game at another position. However, a pitcher is automatically removed AS A PITCHER when a coach makes a second trip to the mound in the same inning, and that player cannot return as a pitcher in that game. Penalty for violating this rule by reinserting a pitcher: Forfeiture of the game if a protest is filed with the umpire in chief before the last out of the game.
6. American Legion Baseball does not follow Official Baseball Rule 5.10(m) – Limitation on the Number of Mound Visits per Game.
7. A day is defined as 8 a.m. to 8 a.m.



Rollie Fingers (only player to win MVP in ALWS and in Major League World Series) with Wilmington DE Chris Ludman and ALWS official Tom Drury. Ludman was selected as recipient of the George W. Rulon American Legion Player Of The Year.

George W. Rulon American Legion Player Of The Year

For over 25 years, George W. Rulon was the heart and soul of the American Legion baseball program. For his dedicated and loyal service to the legion program, the legion's Player Of The Year award has been named in his honor.

The announcement came from the Legion's national commander Dale L. Renaud in a surprise presentation during the pre-tournament Banquet of Champions prior to the 1986 American Legion World Series in Rapid City, South Dakota.

Rulon was very much surprised and somewhat emotional but not to those who follow youth baseball. It was a fitting tribute and honor to Rulon for a program he faithfully directed for a quarter century. Rulon died in January 1989, but his memory remains strong in the program he loved.

The yearly recipient of the George W. Rulon American Legion Player of the Year annually attends the Baseball Hall of Fame in Cooperstown, N.Y The player is honored in pre-game ceremonies at the Hall of Fame's Classic game at Cooperstown's Doubleday Field.

The selection of the Rulon award is made on the basis of playing ability, integrity, attitude, cooperation, citizenship, sportsmanship and general good conduct. The ALWS all-tournament committee selects the Rulon award from its all-tournament team members.

The 2018 recipient was Chris Ludman, pitcher from the championship Wilmington DE team. In two starts at the ALWS, he went 2-0 and pitched 15 innings while not allowing a run. He gave up just seven hits (three and four) and collected eight strikeouts. He was masterful against Las Vegas in the championship game that included an extra inning shutout win.

Previous recipients:
1949 – Ray Herrara, SS, Oakland CA Post 337
1950 – J.W. Porter, C, Oakland CA Post 337
1951 – Grover Jones Jr., C, White Plains NY Post 135
1952 – Russell Nixon, C, Cincinnati OH Post 50
1953 – Charles Lindstrom, P, Winnetka IL Post 10
1954 – Billy Capps, 3B, San Diego CA Post 492
1955 – Frank Birri, 3B, Cincinnati OH Post 216
1956 – Jim Harwell, P, New Orleans LA Post 345
1957 – Fred Fox, 3B, Cincinnati OH Post 50
1958 – Kiebler James, P/SS, Greenwood SC Post 20
1959 – Fred Bowen Jr., SS, Detroit MI Post 187
1960 – Dick Roniger, P, New Orleans LA Post 125
1961 – Jim Gerber, SS, Cincinnati OH Post 554
1962 – Bill Matan Jr., C, St. Louis MO Post 229
1963 – Dick Dash, 2B, Long Beach CA Post 27
1964 – Rollie Fingers, P/OF, Upland CA Post 73
1965 – Ken Fila, P, Omaha NE Post 1
1966 – Billy Parker Jr., OF, Tuscaloosa AL Post 34
1967 – Ray Larson, C, Northbrook IL Post 791
1968 – Donnie Castle, P/OF, Memphis TN Post 1
1969 – John Adeimy, SS, W. Palm Beach FL Post 12
1970 – Carroll Watts, SS, Tulsa OK Post 1
1971 – Randolph Haas, OF, West Covina CA Post 790
1972 – Michael Murphy, P/OF, Ballwin MO Post 611
1973 – Tucker Ashford, SS, Memphis TN Post 1
1974 – Edwin Lopez, OF, Rio Piedras PR Post 146
1975 – Dave Elder, P/OF, Yakima WA Post 36
1976 – Gus Malespin, OF, Metairie LA Post 175
1977 – Bill Schell, SS, South Bend IN Post 50
1978 – Ross Jones, 1B, Hialeah FL Post 32
1979 – Pat Allen, 2B, Yakima WA Post 36
1980 – Tom Gil, OF, Hialeah FL Post 32
1981 – David Magadan, 3B/P, W. Tampa FL Post 248
1982 – Ivan Snyder, OF/P, Boyertown PA Post 471
1983 – Mike Holloran, C, Edina MN Post 471
1984 – Jorge Robles, SS, Guaynabo PR Post 134
1985 – Tris Lipscomb, P/2B, Midlothian VA Post 186
1986 – Joe Grahe, P, Jensen Beach FL Post 126
1987 – Wilbur Stout, C, Boyertown PA Post 471
1988 – Mike Kessler, 1B/P, Cincinnati OH Post 507
1989 – Del Marine, C, Woodland Hills CA Post 826
1990 – Mark Foster, P/OF, May MD Post 226
1991 – Ryan Beeney, SS, Newark OH Post 85
1992 – David Lamb, SS, Newbury Park CA
1993 – Ben Thomas, 1B/P, Rapid City SD Post 22
1994 – Fernando Rodriguez, P, Miami FL Post 346
1995 – Jason Adaro, P/1B, Aiea HI
1996 – Christian Bourgeois, 1B, Gonzales LA Post 81
1997 – Nate Philo, CF, Medford OR Post 15
1998 – Chad Opel, SS, Edwardsville IL Post 199
1999 – Jeremy Roberts, OF, Rison AR Post 83
2000 – Josh Zender, P/OF, Blaine WA Post 86
2001 – Jay Threat, P/1B, Adrian MI Post 275
2002 – Ty Henkaline, P, Sidney OH Post 217
2003 – Jared Willis, 2B/SS, Logan WV Post 19
2004 – Nolan Gallagher, P, Red Lodge, MT
2005 – Fernando Irizarry, C, Cidra PR Post 76
2006 – Joseph Walsh, C, Weymouth MA Post 79
2007 – Blaine Drozd, P, Geona NE Post 263
2008 – Patrick Singletary, C, Henderson NC Post 77
2009 – Tyler Jacobson, IF/P, Pulaski WI Post 337
2010 – Charlie Drozd, C, Geona NE Post 263
2011 – Blake Schmit, SS, Eden Prairie MN
2012 – Emerson Gibbs, P, New Orleans LA Post 125
2013 – Anthony Harrold, 1B, Brooklawn NJ Post 72
2014 – Sean Breen, 2B, Brooklawn NJ Post 72
2015 – Justin Hawkins, SS, Chapin-Newberry SC
2016 – Will Smith, C, Texarkana AR
2017 – Shane Spencer, P, Henderson NV Post 40
2018 – Chris Ludman, P, Wilmington DE Post 1

James F. Daniel Jr. Sportsmanship Award

This award was first presented at The American Legion World Series in 1956 and was named in honor of James F. Daniel in 1960. Daniel was the chairman of the Legion's Americanism Commission and was from Greenville, South Carolina. The 2018 recipient was Dubuque County IA Post 137 pitcher Sam Goodman. It was the first entry by an Iowa team at the World Series since 1986, who posted a 1.69 ERA in the Series.

Previous recipients:
1956 – Bill Oerdeing, Roseburg OR Post 16
1957 – Karl Haag, Portland OR Post 102
1958 – Scott Seger, Cincinnati OH Post 50
1960 – Robert Fry, Billings MT Post 4
1961 – Larry Staley, Phoenix AZ Post 1
1962 – John Matias, Honolulu HI Post 11
1963 – Oscar Brown, Long Beach CA Post 27
1964 – Joseph F. Moody III, Charlotte NC Post 9
1965 – William M. Oakley, Memphis TN Post 1
1966 – Buddy Plummer, Enid OK Post 4
1967 – Randall Ryan, Tuscaloosa AL Post 34
1968 – Lonnie Young, Timmonsville SC Post 47
1969 – William F. McCord III, Portland OR Post 105
1970 – Gil Stafford, Phoenix AZ Post 1
1971 – Michael L. Curran, Cedar Rapids IA Post 5
1972 – Mike Umfleet, Ballwin MO Post 611
1973 – Jose Ramon Lugo, Rio Piedras PR Post 146
1974 – Glenn Heard, Lake Oswego OR Post 92
1975 – Curtiss Becker, Cedar Rapids IA Post 5
1976 – Mike Boddicker, Cedar Rapids IA Post 5
1977 – Scott Benedict, West Palm Beach FL Post 12
1978 – John Maner, East Springfield MA Post 420
1979 – Steve Peterson, Barrington IL Post 158
1980 – Bob Melvin, Palo Alto CA Post 375
1981 – Keith Peterson, Bellevue WA
1982 – Mike Hufhand, Kokomo IN Post 6
1983 – John Ludy, Boyertown PA Post 471
1984 – John McGettigan, Brooklawn NJ Post 72
1985 – Bobby Jones, Sacramento CA
1986 – Tom Griffin, Las Vegas NV Post 8
1987 – Brett Blechschmidt, Vancouver WA Post 176
1988 – Pete Rose Jr., Cincinnati OH Post 507
1989 – Andy Sheets, Gonzales LA Post 81
1990 – Ricardo Otero, Bayamon PR Post 48
1991 – Jason Williams, Gonzales LA
1992 – John Klopp, Arlington Heights IL Post 208
1993 – Chad Stevenson, Las Vegas NV Post 8
1994 – Erick Gomez, Chino CA Post 299
1995 – Woody Health, Bellevue WA
1996 – Andy Hoffman, Midland MI Post 165
1997 – Andy Neufeld, Sanford FL Post 53
1998 – Ralph Roberts, Cherryville NC Post 100
1999 – Timothy A.Brusseau Jr.,Wood River Jct., RI Pt. 39
2000 – Julius Smith, Lewiston ID Post 13
2002 – Ronny Woods, Dothan AL Post 12
2003 – Michael Badger, Rochester MN Post 92
2004 – Ryan Reid, Portland ME Nova
2005 – Tyson Seng, Enid OK Post 4
2006 – Brady Shoemake, Terre Haute IN Post 346
2007 – Holden Killen, Columbia TN Post 19
2008 – Paul Sewald, Las Vegas NV Post 76
2009 – Garrett Yatch, Midland MI Post 165
2010 – Blake Schmit, Eden Prairie MN
2011 – Brandon Woodruff, Tupelo MS Post 49
2012 – Brett Tenuto, Brooklawn NJ Post 72
2013 – Robbie Prodrosky, Gonzales LA Post 81
2014 – Tanner Gross, Midland MI
2015 – Ben Hess, New Orleans LA
2016 – Logan Virdine, Texarkana AR
2017 – Will Hanafan, Omaha NE Post 1
2018 – Sam Goodman, Dubuque County IA Post 137

Bob Feller Pitching Award

The Bob Feller Pitching Award goes to the pitcher that records the highest number of strikeouts in national competition (national regional and World Series games). Feller was the first player inducted into the Baseball Hall Of Fame that played American Legion Baseball.

The 2018 recipient was Jimmy Gamboa of Las Vegas NV Post 40 with 25 strikeouts in regional and national competition.

Previous award winners:
1978 Glen Roe, Caldwell NJ 15
1979 Brian Keith Reams, Norwalk CA 26
1980 Sid Fernandez, Honolulu HI 55
1981 Scott Anderson, Bellevue WA 44
1982 Rob Wassenaar, Edina MN 34
1983 John Ludy, Boyertown PA 52
1984 Lino Rivera, Guaynabo PR 35
1985 Gregg Olson, Omaha NE 44
1986 Joe Grahe, Jensen Beach FL 52
1987 Stan Spencer, Vancouver WA 40
1988 Scott Klingenbeck, Cincinnati OH 36
1989 Jeff Thelen, Janesville WI 34
1990 Clifton Foster, Texarkana AR 32
1991 Bob Pailthorpe, Union City CA 33
1992 Tighe Curran, Newbury Park CA 35
1993 Ben Thomas, Rapid City SD 27
1994 Lance Franks, Russellville AR 30
1995 Woody Heath, Bellevue WA 48
1996 Ben Sheets, Gonzales LA 37
1997 Steve Bechler, Medford OR 37
1998 Ralph Roberts, Cherryville NC 41
1999 Steve Grasley, New Brighton MN 43
2000 Ben Thurmond, Columbia SC 47
2001 Chad Billingsley, Napoleon OH 43
2002 (tie) Josh Johnson, West Point MS 34
(tie) Matt Skundrick, Medford OR 34
2003 Chris Mason, Cherryville NC 69
2004 Ryan Reid, Portland ME 29
2005 Tyler Cheney, Pasco WA 41
2006 Robby Broach, Metairie LA 30
2007 Aaron Davidson, Bryant AR 31
2008 Cade Lynch, Jonesboro AR 33
2009 Matt Stites, Festus MO 30
2010 Kevin Hill, Midwest City OK 35
2011 Colton Loomis, Midland MI 35
2012 Emerson Gibbs, New Orleans LA 26
2013 Mike Shawaryn, Brooklawn NJ 33
2014 Jake Meyers, Omaha NE 29
2015 Jordan Ragan, Medford OR 23
2016 Gerald Hein, Kennewick WA 24
2017 Jordan Patty, Midland MI 19
2018 Jimmy Gamboa, Las Vegas NV 25

Louisville Slugger Award

The batting champion of the American Legion World Series annually receives the Louisville Slugger Award. The Hillerich and Bradsby Company of Louisville have presented this award yearly since 1945. The award is based on the player compiling the highest batting average in national competition (national regional and World Series games).

The 2018 recipient was Sam Link of Dubuque County, Iowa. He hit. 555 going 15-of-17 in regional and World Series play.

Previous award winners:

1926 Jack McCormick, Yonkers NY 583
1927 no national tournament
1928 Elinor Sorenson, Oakland CA.....500
1929 Billy Joyce, Buffalo NY.....490
1930 Herbert Newburg, Baltimore MD.....375
1931 Wally Holem, South Chicago IL 400
1932 Jimmie Frachie, New Orleans LA 450
1933 Ted Swed, Chicago IL 414
1934 Charley Clark, Cumberland MD.....433
1935 Jerry Bertolini, Sacramento CA 365
1936 Pete Fowler, Spartanburg SC.....550
1937 Ray Bessom, East Lynn MA.....555
1938 Charles Cudd, Spartanburg SC 444
1939 Eddie Goralski, Berwyn IL 500
1940 Clyde Dick, Albemarle NC 452
1941 Griff Hayes, San Diego CA.....500
1942 John Mauch, Los Angeles CA 429
1943 Buzz Wheeler, Richfield MN 375
1944 Ralph Kraus, Cincinnati OH.....412
1945 Lee Carrey, Tucson AZ.....400
1946 Victor Kauffman, Cincinnati OH 467
1947 George Moeller, Cincinnati OH.....500
1948 Don Hunter, Omaha NE.....397
1949 J.W. Porter, Oakland CA 551
1950 J.W. Porter, Oakland CA 448
1951 Grover Jones Jr., White Plains NY 408
1952 Horace Tucker Jr., San Diego CA 452
1953 Charles Selinger, Winnetka IL 457
1954 (tie) Jim Galasso, San Diego CA.....375
(tie) Jack Hopper, Gastonia NC.....375
1955 Richard Hergenrader, Lincoln NE.....389
1956 Lawrence Goudy, St. Louis MO.....449
1957 Fred Fox, Cincinnati OH 412
1958 Kenneth Peters, Cincinnati OH.....420
1959 Louis Webb, Phoenix AZ 478
1960 Robert Fry, Billings MT 417
1961 Kenneth McEwen, Omaha NE.....548
1962 Fred Balmer, Hampton VA.....553
1963 Jerry Mattingly, Evansville IN.....413
1964 Rollie Fingers, Upland CA 450
1965 Roland Goulet, Berlin NH 542
1966 Ron Harris, Washington DC 406
1967 Joseph Cherico, Wilmington Manor DE.....514
1968 M.A. Dominquez, San Antonio TX.....409
1969 John Adeimy, West Palm Beach FL 513
1970 R.L. Brown, Phoenix AZ 429
1971 R.D. Walton, Phoenix AZ.....548
1972 Keith Kaurez, Memphis TN.....583
1973 Carlos Rodriguez, Rio Piedras PR 435
1974 Edwin Lopez, Rio Piedras, PR.....433
1975 Arnulfo Camacho, San Juan PR.....417
1976 David Stokes, Metairie LA 402
1977 Bill Schell, South Bend IN.....441
1978 Doug Palmer, New Ulm MN.....679
1979 Steve Wolff, Rapid City SD.....423
1980 Cedric Gray, Palo Alto CA.....567
1981 Roger Hulse, Tulsa OK 478
1982 Ivan Snyder, Boyertown PA 600
1983 Chito Martinez, New Orleans LA.....566
1984 Jon Bradley, Millington TN 461
1985 (tie) Bobby Jones, Sacramento CA.....500
(tie) Steve Nelson, Omaha NE.....500
(tie) Gregg Olson, Omaha NE.....500
1986 Mitch Hannahs, Maynard OH.....486
1987 Brad Dolejsi, Midwest City OK 432
1988 Scott Hughes, Cincinnati OH 465
1989 Del Marine, Woodland Hills CA.....459
1990 Brett O'Dea, Mayo MD 514
1991 Bob Pailthorpe, Union City CA 585
1992 (tie) Brannon Weigel, Fargo ND.....448
(tie) Ryan Kritscher, Newbury Park CA.....448
1993 Ryan Merritt, Rapid City SD 490
1994 Bob Barth Jr., Brooklawn NJ 438
1995 Jason Adaro, Aiea HI 488
1996 Bryce Gehlen, Vancouver WA 514
1997 Nate Philo, Medford OR.....520
1998 Chad Opel, Edwardsville IL.....632
1999 Kenny Judd, Edmond OK.....552
2000 Matt Ryan, Brooklawn NJ…….....541
2001 Richard Chinn, Danville CA.....538
2002 Josh Sowell, Dothan AL 553
2003 Andy Console, Haddon Heights NJ.....514
2004 Tommy Cauley, DeLand FL 500
2005 Mike Tamsin, Branford CT 538
2006 Brady Shoemaker, Terre Haute IN.....523
2007 Kevin Hussey, Tucson AZ.....533
2008 Brandon Bass, Omaha NE.....586
2009 T.J. White, Las Vegas NV 559
2010 Jake Hager, Las Vegas NV..... 476
2011 Dylan Huskey, Gaffney SC 500
2012 Evan Ryan, Omaha NE.....571
2013 Anthony Harrold, Brooklawn NJ 529
2014 Sean Breen, Brooklawn NJ..... 575
2015 Ben Hess, New Orleans LA..... 467
2016 Tyler Villaroman, San Mateo CA..... 475
2017 Jordan Patty, Midland MI 529
2018 Sam Link, Dubuque County IA..... 555

Dr. Irvin L 'Click' Cowger RBI Award

The Dr. Irvin L 'Click' Cowger RBI Award goes to the player compiling the most RBI in national competition (World Series and national regional tournaments). The award is named in honor of Dr. Irvin L. Cowger at the request of and donated by the Department of Kansas. The award is presented during post-tournament ceremonies at the American Legion World Series.

The 2018 recipient was Bryce Marsh, Randolph County NC with 15 rbi in national competition.

Previous award winners:

1970 John Dalton, Wilmington NC 12
1971 Rod Walton, Phoenix AZ..... 20
1972 Michael Murphy, Ballwin MO..... 12
1973 Guillermon Bonilla, Rio Piedras PR..... 12
1974 Charles Johnson, Cheverly MD 10
1975 David Edler, Yakima WA..... 19
1976 Gus Malespin, Metairie LA 20
1977 Lee Wenzel Jr., Santa Monica CA 9
1978 Pete Kumiega III, East Springfield MA 20
1979 Juan Cruz, Yakima WA..... 30

1980 Howard Kapuniai, Honolulu HI.....17
1981 Victor Garcia, West Tampa FL 21
1982 Ron DeLucchi, Lafayette CA 19
1983 Chito Martinez, New Orleans LA 17
1984 Will Vespe, Brooklawn NJ.....18
1985 Mike Musolino, Sacramento CA 20
1986 (tie) Danny Opperman, Las Vegas NV 19
(tie) Mike Tonucci, New London CT 19
1987 Greg Blevins, Midwest City OK.....14
1988 Scott Hughes, Cincinnati OH 17
1989 Carl McFadden, Woodland Hills CA 14
1990 Luis Rosario, Bayamon PR.....16
1991 (tie) Bob Pailthorpe, Union City CA 16
(tie) Ryan Beeney, Newark OH 16
1992 Trent Martin, Newbury Park CA.....17
1993 (tie) Allen Layman, Norman OK.....16
(tie) Ben Thomas, Rapid City SD.....16
1994 Frank Hinojosa, Chino CA 24
1995 (tie) Larry Lockridge, Columbia TN.....15
(tie) Bobby Morgan, Columbia TN 15
(tie) Dom Crispo, Bellevue WA.....15
1996 Christian Bourgeois, Gonzales LA.....15
1997 Brian Fatchet, Medford OR.....21
1998 Chris Wright, State College PA.....25
1999 Brian Paone, New Brighton MN.....26
2000 Al Smith, Omaha NE 22
2001 (tie) Josh Burton, Lewiston ID.....16
(tie) Josh O'Dell, Midwest City OK.....16
(tie) Steve Larson, Omaha NE.....16
2002 Spencer Ingaldson, Rapid City SD 12
2003 (tie) Joey Briggs, Corvallis OR.....17
(tie) Andy Console, Haddon Heights NJ 17
2004 Troy Peterson, Eden Prairie MN.....20
2005 Zac Berg, Enid OK.....21
2006 Brady Shoemake, Terre Haute IN 18
2007 Aaron Tapia, Tucson AZ.....22
2008 Max Garrett, Pasco WA.....17
2009 Kyle O'Boyle, Midland MI.....19
2010 Vince Ampi, Roseburg OR.....19
2011 Blake Schmt, Eden Prairie MN 18
2012 (tie) Matthieu Robert, New Orleans LA.....16
(tie) Evan Ryan, Omaha NE 16
(tie) Taylor Elam, Omaha NE.....16
2013 Robert Busse, Petaluma CA.....14
2014 Jordan Mopas, Waipahu HI 13
2015 Justin Hawkins, Chapin-Newberry SC..... 12
2016 Angelo Bortolin, San Mateo CA.....16
2017 Zack Luckey, Omana NE.....13
2018 Bryce Marsh, Randolph County NC.....15

Rawlings Big Stick Award

The Rawlings Big Stick Award goes to the player compiling the most total bases in national competition (World Series and national regional tournaments). The award is presented at the World Series ceremonies. The award is presented by the Rawlings Sporting Goods Company.

The 2018 recipient was Austin Colmery, Wilmington DE and Dawson Painter, Randolph County NC with 20 total bases each.

Previous award winners:
1972 Keith Kaurez, Memphis TN.....38
1973 Tucker Ashford, Memphis TN 34
1974 Greg Tooley, Rockport IN 22
1975 Bill Wilson, Cedar Rapids IA.....42
1976 Gus Malespin, Metairie LA.....41
1977 Doug Roberson, West Palm Beach FL 30
1978 Ivan Mesa, Hialeah FL 39
1979 Juan Cruz, Yakima WA..... 30
1980 Tomas Gil, Hialeah FL 27
1981 Kevin Sickinger, Richmond VA 32
1982 Ron DeLucchi, Lafayette CA..... 45
1983 Chito Martinez, New Orleans LA..... 44
1984 Jose Marzan, Guaynabo PR..... 32
1985 Mike Musolino, Sacramento CA..... 40
1986 Danny Opperman, Las Vegas NV..... 44
1987 (tie) Tad Thompson, Vancouver WA..... 26
(tie) Jeff Seymour, Boyertown PA..... 26
1988 Scott Hughes, Cincinnati OH 30
1989 Del Marine, Woodland Hills CA..... 24
1990 Ricardo Otero, Bayamon PR..... 37
1991 Bob Pailthorpe, Union City CA 36
1992 Mike Harris, Brooklawn NJ..... 29
1993 Allen Layman, Norman OK 34
1994 Esteban Barrios, Miami FL..... 35
1995 Jason Adaro, Aiea HI 29
1996 James Jarreau, Gonzales LA..... 34
1997 Nate Philo, Medford OR..... 44
1998 Ralph Roberts, Cherryville NC 34
1999 Brian Paone, New Brighton MN 48
2000 (tie) Al Smith, Omaha NE..... 31
(tie) Mark Michael, Brooklawn NJ 31
(tie) Ryan Lymangrover, Danville CA..... 31
2001 Nate Martin, Lewiston ID..... 34
2002 (tie) Josh Sowell, Dothan AL..... 31
(tie) Corey Carter, West Point MS..... 31
2003 Joey Briggs, Corvallis OR 41
2004 Steve Marquardt, Kennewick WA 29
2005 Zac Berg, Enid OK..... 40
2006 Brady Shoemaker, Terre Haute IN..... 39
2007 Marc Damon, Tucson AZ 46
2008 Max Garrett, Pasco WA 38
2009 Kyle O'Boyle, Midland MI 40
2010 Matt Halloran, Eden Prairie MN 34
2011 Tony Skjefte, Eden Prairie MN..... 45
2012 Evan Ryan, Omaha NE..... 36
2013 Anthony Bender, Petaluma CA 28
2014 Sean Breen, Brooklawn NJ..... 29
2015 Justin Hawkins, Chapin-Newberry SC..... 31
2016 Zach Luckey, Omaha NE..... 27
Angelo Bortolin, San Mateo CA 27
2017 Jack Thomas Wold, Omaha NE..... 29
2018 Austin Colmery, Wilmington DE 20
Dawson Painter, Randolph County NC..... 20

Jack Williams Memorial Leadership Award

The winning manager and coaches of the American Legion World Series receive the Jack Williams Memorial Leadership Award. The award is named in honor of the former adjutant of the Department of North Dakota. Williams, whose service to the legion spanned 49 years, stressed the importance of adult leadership with youth activities. This award is presented annually at the conclusion of the American Legion World Series.
Previous recipients
1968 – manager Tony Gagliano, coach John Camp, Memphis TN Post 1.
1969 – manager Leo Wyans, coach Dick McClain, Portland OR Post 105.
1970 – manager Don Sealy, coach Joe Opatkiewicz, West Covina CA Post 790.

1971 – manager Don Sealy, coach William Kagy, West Covina Ca Post 790.
1972 – manager Bill Bullock, coaches Don Loehr; Bob Umfleet, Ballwin MO P611.
1973 – manager Rolando Bernacet, coach Alfredo Toro, Rio Piedras PR Post 146.
1974 – manager Rolando Bernacet, coach Alfredo Toro, Rio Piedras PR Post 146.
1975 – manager Robert A. Garretson, coach Dale Ehler, Yakima WA Post 36.
1976 – manager Al Montanari, coach Tom McCaffrey, Santa Monica CA Post 123.
1977 – manager Mel Machuca, coach Bill Barcome, South Bend IN Post 50.
1978 – manager Louis Reilly, coach James Trout, Hialeah FL Post 32.
1979 – manager Robert A. Garretson, coach Robert W. Garretson, Yakima WA P36
1980 – manager Clyde Hayashida, coach Ronald Jacobs, Honolulu HI.
1981 – manager Frank Permuy Sr., coach Frank Permuy Jr., W.Tampa FL P248
1983 – manager Clifton M. Olsen, coach Bruce Barron, Edina MN Post 471.
1984 – manager Jose Centeno, coach Javier Centeno, Guynabo PR Post 134.
1985 – manager Maurice Beck, coach David Goger, Midlothian VA Post 186.
1986 – manager Bob Shaw, coach Hondo Wilkes, Jensen Beach FL Post 126.
1987 – manager Dave Specht, coach Rick Moatz, Boyertown PA Post 471.
1982 – manager Dick Ludy, coach Dave Specht, Boyertown PA Post 471.
1988 – manager John McMichen, coach Tom Kilgore, Cincinnati OH Post 507.
1989 – manager Gary Gibson, coach Don Hornbeck, Woodlawn Hills CA Post 826.
1990 – manager Bernie Walter Jr., coach Will Trinidad, Mayo MD Post 226.
1991 – manager Joe Barth Sr., coach Joe Barth Jr., Brooklawn NJ Post 72.
1992 – manager Chuck Fick, coach Wayne Smith, Newbury Park CA.
1993 – manager Dave Ploof, coach Steve Wolff, Rapid City SD Post 22.
1994 – manager Carlos Hernandez Sr., coach Carlos Hernandez Jr., Miami FL 346.
1995 – manager Alan Higuchi, coaches Garrett Nago, Garrett Yukumoto, Aiea HI.
1996 – head coach Meade Tenaglia and coaches Joe Ferraro and Paul Zavorski, Yardley PA Post 317
1997 – head coach Rod Fergerson and coaches Jack Diemer and Kenne Brown, Sanford FL Post 53
1998 – head coach Ken Schaake and coaches Steve Haug, Keith Opel and Mike Schaake, Edwardsville IL Post 199
1999 – head coach Jeff Larson and coaches Mark Paone, Mike Naslowski, New Brighton MN Post 513
2000 -- head coach Don Johns and coaches John McGough, John Rodrigues, Pat Evans and Andy Faria, Danville CA Post 246
2001 – manager Joe Barth Sr.; coaches Dennis Barth, Tim Gunn, Brooklawn P72
2002 – manager Frank Portero;coach Tyler Bratton, W.Point MS Post 212
2003 – Keith Kangas and Tony Beck, Rochester MN Post 92
2004 – manager Mike D'Andrea; coaches Daniel McDuffie and Chris Grant, Portland ME Nova
2005 – manager Bill Mayberry; coaches Chris Jensen, Butch Lingenfelter, Enid OK Post 4
2006 – manager David Baudry and coaches Brad Benoit and Anthony Longo, Metairie LA Post 175
2007 – manager Mickey McKeel and coaches Eddie Allred, Joel Kercado and Chris Ivie, Columbia TN Post 15
2008 – manager Chris Sheff and coaches Scott Baker and Gino Campagna, Las Vegas NV Post 76
2009 – manager Steven Cronkright, coaches Daniel Cronkright and Patrick Dawson; student coach Max Yatch, Midland MI Post 165
2010 – manager Doug Weese, coaches Shane Hawk, Jerry Long and Derek Snell, Midwest City OK
2011 – Head Coach Scott Hackett and assistant coaches Mike Halloran and John Buteyn, Eden Prairie MN
2012 – Manager Joe Latino and coaches Jeff Chappuis, Ken Goodlett and Joseph Licciardi, New Orleans LA Post 125.
2013 – Head Coach Joe Barth Sr., Associate Head Coach Dennis Barth and coaches Michael Brown, Josh Capskey, Bill Gore, Steve Modile and Mike Rucci, Brooklawn NJ
2014 – Head Coach Joe Barth Sr., Associate Head Coach Dennis Barth and coaches Michael Brown, Josh Copskey, Steve Modile and Mike Rucci, Brookland NJ.
2015 – Head Coach Daniel Gregory and coaches David Coats, Michael Robertson and Marion Baker, Chapin-Newberry SC.
2016 – Manager Dane Peavy and coaches Jonathan Butcher, Steve Goodheart, Jonathan Orr and Reid Peavy, Texarkana AR.
2017 – Manager Scott Baker and coaches Tyler Baker, Essex Burton, Shawn Dickson, Jerahmie Libke and Roberto Persona, Henderson NV
2018 – Manager Brent Treml, coaches Stephen Lex, Matt Schubert, Mark Wilhelm, Dane Walter.

Stat Award winners

From left-to-right:
Sam Link, Dubuque County IA – batting
Jimmy Gamboa, Las Vegas NV – pitching
Austin Colmery, Wilmington DE – total bases
Bryan Marsh, Randolph County NC – RBIs

ALWS all-tournament teams are rich in talent and ability

The All-Tournament squad is selected based on performance during the American Legion World Series only. The selections are chosen by a committee of knowledgeable officials. The committee watches every game and every pitch and meets daily to discuss the games. The committee meets on championship day early to make recommendations and then during the championship game, the final selections are made.

1995

Bill Lockwood, catcher, Osseo MN; Jason Adaro, first base, Aiea HA; Greg Anderson, second base, Osseo MN; Davey Meguro, third base, Aiea HA; Lon Yamaguchi, shortstop, Aiea HA; Dom Crispo, outfield, Bellevue WA; Larry Lockridge, outfield, Columbia TN; Mike Wirrick, outfield, Bellevue WA; Bobby Morgan, utility, Columbia TN; Matt Erickson, pitcher, Osseo MN; Woody Heath, pitcher, Bellevue WA.

1996

Andy Fontenot, catcher, Gonzales LA; Christian Bourgeois, first base, Gonzales LA; Casey Lambert, second base, Gonzales LA; Bryce Gehlen, third base, Vancouver WA; Kevin Quinn, shortstop, Midland MI; Matt Madison, leftfield, Vancounver WA; John Wakely, centerfield, Yardley PA; Kip Harris, rightfield, Midland MI; James Jarreau, designated hitter, Gonzales LA; Travis Goins, utility, Rowan County NC; Ben Sheets, pitcher, Gonzales LA; Andy Hoffman, pitcher, Midland MI.

1997

Rick Dorman, catcher, Medford OR; Clyde Williams, first base, Sanford FL; Tim Raines Jr., second base, Sanford FL; Andy Neufeld, shortstop, Sanford FL; Brian Fachet, third base, Medford OR; Chris Louwsma, utility player, Sanford FL; Shawn Walker, designated hitter, Medford OR; Nate Philo, outfield, Medford OR; Bob Vanhoorbeck, outfield, Rock Island IL; Paulo Silva, outfield, Sanford FL; Steve Becher, pitcher, Medford OR; Jeff Monaco, pitcher, Sanford FL.

1998

B. J. Vesce, catcher, Danville CA; Ryan Lee, first base, Las Vegas NV; Brad Lane, second base, Cherryville NC; Chad Opel, shortstop, Edwardsville IL; Matt Furman, third base, Brooklawn NJ; Justin Alumbaugh, outfield, Danville CA; Ralph Roberts, outfield, Cherryville NC; Dave Crouthers, outfield, Edwardsville IL; Chris Wright, designated hitter, State College PA; Josh Reynolds, utility, Jefferson City MO; James Hutton, pitcher; Edwardsville IL; Ben Hutton, pitcher, Edwardsville IL.

1999

Darren Osborne, catcher, Gallatin TN; Brian Paone, first base, New Brighton MN; Billy Schneider, second base, New Brighton MN; Tyrel Davis, third base, Kennewick WA; Andy Kranz, shorstop, Bloomington MN; Peter Wiedewitsch, outfield, New Brighton MN; Travis Lee, outfield, Edmond OK; Joel Keith, outfield, Bloomington MN; Dave Coogan, designated hitter, Kennewick WA; Anthony Aquilino, utility, Brooklawn NJ; Steve Grasley, pitcher, New Brighton MN; Ben Hendrickson, pitcher, Bloomington MN.

2000

Tim Gilhooly, catcher, Danville CA; Ryan Lymangrover, first base, Danville CA; Eddie Hannan, second base, Paducah KY; Mark Michael, third base, Brooklawn NJ; Adam Ricks, shorstop, Danville CA; Al Smith, outfield, Omaha NE; Matt Ryan, outfield, Brooklawn NJ; Kevin Flaherty, outfield, Danville CA; Geoffrey Kirksey, designated hitter, Paducah; Mike Rucci, utility, Brooklawn NJ; Matt Brown, pitcher, Danville CA; Mateo Miramontes, pitcher, Danville CA.

2001

Mike Rucci, catcher, Brooklawn NJ; Dayton Ries, first base, Midwest City OK; Brendan Winn, second base, Milford MA; Allen Balmer, third base, Lewiston ID; Joe Lamb, shortstop, Brooklawn NJ; John Devaney, outfielder, Danville CA; Joe Pietro, outfielder, Omaha NE; Nate Martin, outfielder, Lewiston ID; Josh O'Dell, designated hitter, Midwest City OK; Nate Schill, utility, Brooklawn NJ; Andrew Noe, pitcher, Brooklawn NJ; Julius Smith, pitcher, Lewiston ID.

2002

Spencer Ingaldson, catcher, Rapid City SD; Marcus McKenzie, first base, Excelsior MN; Cody Moser, second base, Rapid City SD; Andy Shepherd, third base, Rapid City SC; Pat Moran, shortstop, Rapid City SD; Josh Sowell, outfielder, Dothan AL; Jeff Engel, outfielder, Excelsior MN; Corey Carter, outfielder, West Point MS; Dustin Snider, designated hitter, West Point MS; Josh Johnson, utility, West Point MS; Jeff Shafer, pitcher, West Point MS; Brent Goble, pitcher, Medford OR.

2003

David Wise, catcher, Cherryville NC; Brett Brunner, first base, Corvallis OR; Chris Kunda, Corvallis OR; Justin Grant, third base, Rochester MN; Robert Marcial, shortstop, Northridge CA; Andy Console, outfielder, Haddon Heights NJ; Nathan Bowers, outfielder, Rochester MN; Joey Briggs, outfielder, Corvallis OR; Ted Garry, designated hitter, Rochester MN; Jay Heafner, utility, Cherryville NC; Chris Mason, pitcher, Cherryville NC; Michael Badger, pitcher, Rochester MN; Aaron Craig, pitcher, Rochester MN.

2004

Forrest Rice, pitcher, Kennewick WA; Mike Powers, pitcher, Portland ME; Nick Pugliese, pitcher, DeLand FL; Kody Gibson, first base, Edmond OK; Kody Gaiser, second base, Edmond OK; Shane Schoenberg, third base, Kennewick WA; Tommy Cauley, shortstop, DeLand FL; Sean Sloppy, catcher, Kennewick WA; Matt Cotellese, outfielder, Boyertown PA; Scott Brown, outfielder, Portland ME; Ryan Reid, outfielder, Portland ME; Steve Marquardt, utility, Kennewick WA.

2005

Jeremy Stumetz, pitcher, Pasco WA; Matt Peck, pitcher, Enid OK; Michael Tamsin, first base, Branford CT; Adam Tussey, second base, Brooklawn NJ; Joe Bonfe, third base, Woodbury MN; Tyson Seng, shortstop, Enid OK; Schyler Burns, catcher, Enid OK; Kyle Conley, outfielder, Pasco WA; Paul Martin, outfielder, Pasco WA; Zac Berg, outfielder, Enid OK; Tyler Fleming, utility, Enid OK; Tyler Roberts, designated hitter, Twin Cities WA.

2006

Robby Broach, pitcher, Metairie LA; Cole Vicars, pitcher, Terre Haute IN; Daniel Gordon, first base, Sumter SC; Kevin Weidenbacher,, second base, Metairie LA; Phil Cerreto, third base, Midlothian VA; Taylor Cole, shortstop, Las Vegas NV; Josh Phegley, catcher, Terre Haute IN; Grayson Tanner, outfielder, Sumter SC; Travis Winterspoon, outfielder, Sumter SC; Brady Shoemaker, outfielder, Terre Haute IN; Michael Liberto, utility, Metairie LA; Kirk Cunningham, DH, Metairie LA.

2007

Danny Miller, pitcher, Eden Prairie MN; Chris Moody, pitcher, Tucson AZ; Scott Beasley, pitcher, Columbia TN; Aaron Tapia, first base, Tucson AZ; Alan Kennedy, second base, Bellingham WA; Chris Lovett, third base, Columbia TN; Mike Olt, shortstop, Branford CT; Cody Pomeroy, catcher, Columbia TN; J.T. Canakes, outfielder, Eden Prairie MN; Holden Killen, outfielder,

Columbia TN; James Balzano, outfielder, Branford CT; Kyle Geason, utility, Eden Prairie MN; Marc Damon, designated hitter, Tucson AZ; MVP – Danny Miller, Eden Prairie MN.

2008

Matt Price, pitcher, Sumter SC; Matt Hall, pitcher, Las Vegas NV; Blake Hauser, pitcher, South Richmond VA; Jeff Malm, first base, Las Vegas NV; Brittan Hammer, second base, Pasco WA; Scott Dysinger, third base, Las Vegas NV; Brad Shaban, shortstop, South Richmond VA; Max Garrett, catcher, Pasco WA; Travis Witherspoon, outfield, Sumter SC; Jamison Rowe, outfield, Pasco WA; Thad Thornburg, outfield, Jonesboro AR; Matt Talley, utility, Sumter SC; Sam Key, designated hitter, Sumter SC.

2009

Cad Mayle, pitcher, Midland MI; Bradey Shipley, pitcher, Medford OR; Michael Wacha, pitcher, Texarkana TX; Lewis Sebrell, catcher, Medford OR; Trey Holmes, first base, Rowan County NC; Johnny Field, second base, Las Vegas NV; Eric Dawson, third base, Midland MI; Jordan Dean, shortstop, Midland MI; Jake Matuszak, outfield, Berlin CT; Jake Ringold, outfield, Mt. Airy MD; Kendrick Henderson, outfield, Texarkana TX; Matt Maurer, designated hitter, Medford OR; TJ White, utility, Las Vegas NV.

2010

Blake Schmit, utility, Eden Prairie MN; Alex Swim, catcher, Kernersville NC; Tanner Hessman, first base, Midwest City OK; Tony Skjefte, second base, Eden Prairie MN; Josh Halbert, third base, Midwest City OK; Jake Hager, shortstop, Las Vegas NV; Cameron Newell, outfield, Roseburg OR; Tim Miller, outfield, Eden Prairie MN; Turner Coon, outfield, Midwest City OK; Vince Ampi, designated hitter, Roseburg OR; Brandon Jackson, pitcher, Roseburg OR; Dalton Bernardi, pitcher, Midwest City OK; Keivn Hill, pitcher, Midwest City OK.

2011

Alex Rapanos, designated hitter, Midland MI; Erik VanMeetren, catcher, Las Vegas NV; Channing Nanney, utility, Tupelo MS; Tyler Peterson, first base. Eden Prairie MN; Tony Skjefte, second base, Eden Prairie MN' Blake Schmit, shortstop, Eden Prairie MN; TJ White, third base, Las Vegas NV; Dillon Palencia, outfield,Gaffney SC; AJ VanMeetren, outfield, Las Vegas NV; David Belusky, outfield, Eden Prairie MN; Kaleb Earls, pitcher, Gaffney SC; Will Cox, pitcher, Tupelo MS; Brandon Woodruff, pitcher, Tupelo MS.

2012

Emerson Gibbs, pitcher, New Orleans LA; Cody Brown, pitcher, Brooklawn NJ; Brandon Mahovlich, pitcher, Bellevue WA; Jimmy Sinatro, catcher, Bellevue WA; Luke Voiron, designated hitter, New Orleans LA; Taylor Elam, first base, Omaha NE; Joe Brooks, second base, Brooklawn NJ; Brent Tenuto, third base, Brooklawn NJ; Tony Fortier-Benson, shortstop, New Orleans LA; Evan Ryan, outfield, Omaha NE; Zach Shields, outfield, Florence SC; Pat Kane, outfield, Brooklawn NJ; Akeem Bostick, utility, Florence SC.

2013

Mike Shawaryn, pitcher, Brooklawn NJ; Jimmy Flatt, pitcher, Petaluma CA; Joe O'Donnell, pitcher, Wilmington NC; Austin Nagamine, catcher, Waipahu HI; Weston Bryan, designated hitter, Petaluma CA; Anthony Harrold, first base, Brooklawn NJ; Robbie Podrosky, second base, Gonzales LA; Nick Cieri, third base, Brooklawn NJ; Steven Linkous, shortstop, Wilmington NC; Ryan Walsh, outfield, Petaluma CA; Tanner Tokunaga, Waipahu HI; Collin Delaune, outfield, Gonzales LA.

2014

Tyler Modile, pitcher, Brooklawn NJ; Eric Schorr, pitcher, Brooklawn NJ; Evan Marquardt, pitcher, Midland MI; Anthony Harrold, first base, Brooklawn NJ; Sean Breen, second base, Brooklawn NJ; Tanner Gross, third base, Midland MI; Matt Waldron, shortstop, Omaha NE; Kamalu Neal, catcher, Waipahu HI; Kyle Pausche, designated hitter, Jacksonville FL; Jonathon Hentschel, utility, Midland MI; Tanner Tokunaga, outfield, Waipahu HI; Pete Farlow, outfield, Brooklawn NJ; Adam Fitzgibbon, outfield, Brooklawn NJ.

2015

Anthony Harrold, first base, Brooklawn NJ; Peyton Spangler, second base, Chapin-Newberry SC; Hayden Fuentes, third base, New Orleans LA; Justin Hawkins, shortstop, Chapin-Newberry SC; Keke Rios, catcher, Waipahu HI; Micah Brown, utility, Medford OR; Ben Hess, designated hitter, New Orleans LA; Cole Brooks, outfield, Midland MI; Danton Hyman, outfield, Chapin-Newberry SC; Dyland Sugimoto, outfield, Waipahu HI; Cody Coggins, pitcher, Medford OR; Lucas Rollins, pitcher, Brooklawn NJ; Ryne Huggins, pitcher, Chapin-Newberry SC.

2016

Knick Knecht, first base, San Mateo CA; Tanner File, second base, Rowan County NC; Juan Garcia, third base, Rowan County NC; Zach Luckey, shortstop, Omaha NE; Will Smith, catcher, Texarkana AR; Felix Aberouette, utility, San Mateo CA; Jakob Shuler, utility, Rockport IN; Chris Wright, Cumberland RI, designated hitter; Tyler Villaroman, outfield, San Mateo CA; Blake Hall, outfield, Texarkana AR; Lee Poteat, outfield, Rowan County NC; Hunter Shepherd, pitcher, Rowan County NC; Austin Cross, pitcher, Texarkana AR; Sawyer Strickland, pitcher, Rowan County NC.

2017

Zach Luckey, designated hitter, Omaha NE; Jordan Patty, utility/athlete, Midland MI; Roger Riley, catcher, Henderson NV; Jack Thomas Wold, first base, Henderson NV; Peyton Williams, second base, Randolph County, NC; Tom Steier, third base, Omaha NE; Will Karp, shortstop, Hopewell NJ; Will Hanafan, outfield, Omaha NE; Logan Allen, outfield, Bryant AR; A.J. Light, outfield, Lewiston ID; Matt Sansky, Strewsbury MA; Josh Culliver, pitcher, Omaha NE; Shane Spencer, pitcher, Hendereson NV.

2018

Jack Merrifeld, first base, Gonzales LA; Brayden Caskey, second base, Gonzales LA; Edarian Williams, third base, Las Vegas NV; Nate Thomas, shortstop, Wilmington DE; Parker Schmidt, catcher, Las Vegas NV; Sam Link, utility/athlete, Dubuque County IA; Eric Ludman, designated hitter, Wilmington DE; Austin Colmery, outfield, Wilmington DE; Jason Sharman, outfield, Las Vegas NV; Trevor Marsh, outfield, Randolph County NC; Jimmy Gamboa, pitcher, Las Vegas NV; Sam Goodman, pitcher, Dubuque County IA.

Most Valuable Player Award

The Most Valuable Player award of the American Legion World Series was given from 1999-2010:

1999 – Peter Wiedewitsch, OF, New Brighton MN Post 513
2000 – Matt Brown, pitcher, Danville CA Post 246
2001 – Mike Rucci, catcher, Brooklawn NJ Post 72
2002 – Josh Johnson, pitcher, West Point MS Post 212
2003 – Chris Mason, pitcher, Cherryville NC Post 100
2004 – Scott Brown, outfielder/pitcher, Portland ME
2005 – Zac Berg, outfield, Enid OK Post 4
2006 – Mike Liberto, shortstop, Metairie LA Post 175
2007 – Danny Miller, pitcher, Eden Prairie MN
2008 – Jeff Malm, first base/pitcher, Las Vegas NV
2009 – Jordan Dean, shortstop, Midland MI Post 165
2010 – Dalton Bernardi, pitcher, Midwest City OK

2018 American Legion World Series all-tournament team

Jack Merrifeld – LA

Brayden Caskey – LA

Edarian Williams – NV

Nate Thomas – DE

Parker Schmidt – NV

Sam Link – IA

Eric Ludman – DE

Austin Colmery – DE

Jason Sharman – NV

Trevor Marsh – NC

Jimmy Gamboa – NV

Sam Goodman – IA

Chris Ludman – DE

American Legion Baseball + Major League success = Baseball Hall of Fame

Eighty-one American Legion Baseball alumni are now enshrined in the Baseball Hall of Fame.

The newest additions include Harold Baines, Roy Halladay, Mike Mussina and Lee Smith. They were inducted last month in the Hall of Fame induction ceremony in Cooperstown NY.

Baines was a standout Legion player for Talbot MD Post 70. In the Majors he collected a lifetime average of .289 playing 22 years mostly with the White Sox and A's as an outfielder and DH. He was a six time all-star

Halladay played Legion Baseball in Colorado and won 203 games with Toronto and Philadelphia. He won two Cy Young awards as top pitcher and pitched in eight all-star game.

Mussina played Legion Baseball in Montoursville PA for Post 104. In the Majors, won seven Golden Glove awards and was a eight time all-star.

Smith played Legion Baseball for Natchitoches LA and in the Majors he collected 478 saves, a record when he retired. Most of the record saves came as a pitcher for the Cubs. He was a seven-time all-star



Top left: Harold Baines. Top right: Roy Halladay. Bottom left: Mike Mussina. Bottom right: Lee Smith.

Legion alumni in the Hall of Fame

1962 – Bob Feller, pitcher

1966 – Ted Williams, outfielder

1968 – Joe Medwick, outfielder

1969 – Stan Musial, outfielder/first base
Roy Campanella, centerfield

1970 – Lou Boudreau, shortstop

1972 – Yogi Berra, catcher
Early Wynn, pitcher

1973 -- Warren Spahn, pitcher

1975 – Ralph Kiner, outfielder

1976 -- Robin Roberts, pitcher
Bob Lemon, pitcher

1978 – Eddie Mathews, third base

1980 -- Al Kaline, outfielder

1981 -- Bob Gibson, pitcher

1982 -- Frank Robinson, outfielder

1983 – George Kell, third base
Brooks Robinson, third base

1984 – Don Drysdale, pitcher
Harmon Killebrew, first/third base
Peewee Reese, shortstop

1985 – Hoyt Wilhelm, pitcher

1986 -- Bobby Doerr, second base

1987 – Jim 'Catfish' Hunter, pitcher

1988 -- Willie Stargell, outfielder

1989 – Johnny Bench, catcher
Carl Yastrzemski, outfielder/first base

1990 – Joe Morgan, second base
Jim Palmer, pitcher

1991 – Gaylord Perry, pitcher

1992 – Rollie Fingers, pitcher
Hal Newhouser, pitcher
Tom Seaver, pitcher

1993 – Reggie Jackson, outfielder

1994 – Steve Carlton, pitcher
1995 – Richie Ashburn, outfielder

1996 – Jim Bunning, pitcher
Earl Weaver, manager

1997 – Phil Niekro, pitcher
Nellie Fox, second base

1999 – George Brett, third base
Robin Yount, shortstop/outfield

2000 – Sparky Anderson, manager
Carlton Fisk, catcher

2001 – Dave Winfield, outfielder

2003 – Gary Carter, catcher
Eddie Murray, first base

2004 – Paul Molitor, shortstop

2005 – Ryne Sandberg, second base
Wade Boggs, third base

2006 – Bruce Sutter, pitcher

2007 – Tony Gwynn, outfielder

2008 – Dick Williams, manager

2009 – Joe Gordon, second base
Jim Rice, leftfield

2010 – Whitey Herzog, manager
Doug Harvey, umpire

2011 – Roberto Alomar, second base
Bert Blyleven, pitcher
Pat Gillick, administrator

2012 – Ron Santo, third base
Barry Larkin, shortstop

2013 – Bobby Cox, manager
Tom Glavine, pitcher
Tony LaRussa, manager
Greg Maddux, pitcher
Joe Torre, manager

2016 – Mike Piazza, catcher

2017 – Jeff Bagwell, first base
Tim Raines, outfielder
Ivan Rodriguez, catcher
John Schuerholz, executive

2018 – Chipper Jones, third base
Jack Morris, pitcher
Jim Thome, first-third base
Alan Trammell, shortstop
Trevor Hoffman, pitcher

2019 – Lee Smith, pitcher
Mike Mussina, pitcher
Roy Halladay, pitcher
Harold Baines, outfielder/DH





Rollie Fingers is only player to win MVP honors at the American Legion World Series and the Major League World Series.



Left: Yogi Berra and above Bob Gibson were both Legion standouts.

Neil Walker is Grad of Year

Neil Walker, an 11-year veteran in the Major Leagues is The American Legion's Graduate of the Year.

Walker, a standout high school athlete in football and baseball, he played Legion Baseball for Gibsonia PA Post 548.

The Pennsylvania American Legion Sports Hall of Fame inducted Walker in 2017.

The multi-positioned athlete (all in infield), Walker was the recipient of the Silver Slugger Award in 2014.

He was involved in the first 4-5-4 triple play in MLB history in 2015 against the Cardinals. Playing second, he caught a line drive. He threw to third for second out and then went to second forcing runner completing the triple play.

Most of his 11-year stint in the Majors, he spent with the Pirates. A dream for him because he grew up in the Pittsburgh area.

Previous award recipients:

1958 – Sherman Lollar, White Sox
1959 – no award
1960 – Ted Williams, Red Sox
1961 – Stan Musial, Cardinals
1962 – Bobby Richardson, Yankees
1963 – Warren Spahn, Braves
1964 – Brooks Robinson, Orioles
1965 – Gene Fisher, White Sox
1966 – Frank Robinson, Reds
1967 – Carl YHastrzemski, Red Sox
1968 – Mickey Lolich, Tigers
1969 – Harmon Killebrew, Twins
1970 – Dave McNally, Orioles
1971 – Steve Carlton, Cardinals
1972 – Al Kaline, Tigers
1973 – Johnny Bench, Reds
1974 – Wilburn Woods, White Sox
1975 – Carlton Fisk, Red Sox
1976 – Rick Monday, Cubs
1977 – Dave Winfield, Padres
1978 – Ron Guidry, Yankees
1979 – Mike Flanagan, Orioles
1980 – George Brett, Royals
1981 – Gary Carter, Expos
1982 – Jim Sunberg, Rangers
1983 – Andre Thornton, Indians
1984 – Ryne Sandberg, Cubs
1985 – Jeff Reardon, Expos
1986 – Dale Murphy, Braves
1987 – Don Mattingly, Yankees
1988 – Roger Clements, Red Sox
1989 – Alan Trammel, Tigers
1990 – Harold Reynolds, Mariners
1991 – Sid Bream, Braves
1992 – Terry Steinbach, A's
1993 – Bill Swift, Giants
1994 – Greg Maddux, Braves
1995 – Bob Tewksbury, Padres
1996 – Paul Molitor, Twins
1997 – Mo Vaughn, Red Sox
1998 – Tony Gwynn, Padres
1999 – Steve Finley, Padres
2000 – Chipper Jones, Braves
2001 – Todd Stottlemyre, Diamondbacks
2002 – Luis Gonzales, Diamondbacks
2003 – Jeff Bagwell, Astros
2004 – Darin Erstad, Angels
2005 – Scott Rolen, Cardinals
2006 – Albert Pujols, Cardinals
2007 – Chris Carpenter, Cardinals
2008 – Justin Verlander, Tigers
2009 – Lyle Overbay, Blue Jays
2010 – Brandon Inge, Tigers
2011 – Corey Hart, Brewers
2012 – Mark Ellis, Dodgers
2013 – Chad Billingsley, Dodgers
2014 – Michael Cuddyer, Rockies
2015 – Alex Gordon, Royals
2016 – Cliff Lee, Phillies
2017 – Brian Dozier, Twins
2018 – Brian Duensing, Cubs
2019 – Neil Walker, Marlins



Neil Walker – 2019 American Legion Graduate of Year

Year-by-year attendance and title game results

Year	Site	Champion	Runnerup	Score	Final attendance	Total attendance
1926	Philadelphia PA	Yonkers NY Post 321	Pocatello ID	23-6	3000	6,600
1928	Chicago IL	Oakland CA Post 5	Worchester MA Post 5	12-2	3500	6,500
1929	Louisville KY	Buffalo NY Post 721	New Orleans LA	11-4	3085	7,569
1930	Memphis TN	Baltimore MD Post 81	New Orleans LA	10-4	3152	7,782
1931	Houston TX	South Chicago IL Post 493	Columbia SC Post 6	1-0 (14)	2100	9,100
1932	Manchester NH	New Orleans LA Post 132	Springfield MA	5-3 (10)	6550	31,555
1933	New Orleans LA	Chicago IL Post 467	Trenton NJ	7-6	5000	12,500
1934	Chicago IL	Cumberland MD Post 13	New Orleans LA	6-1	4500	17,500
1935	Gastonia NC	Gastonia NC Post 23	Sacramento CA	12-8	13000	28,900
1936	Spartanburg SC	Spartanburg SC Post 28	Los Angeles CA	8-1	20000	60,000
1937	New Orleans LA	East Lynn MA Post 291	New Orleans LA	13-5	8438	22,726
1938	Spartanburg SC	San Diego CA Post 6	Spartanburg SC Post 28	4-1	9000	48,500
1939	Omaha NE	Omaha NE Post 1	Berwyn IL	6-2	12800	34,600
1940	Albermarle NC	Albermarle NC Post 76	San Diego CA	9-8	13500	42,500
1941	San Diego CA	San Diego CA Post 6	Berwyn IL	5-3	3010	11,257
1942	Manchester NH	Los Angeles CA Post 357	Manchester NH Post 2	3-0	7100	17,595
1943	Miles City MT	Richfield MN Post 435	Springfield OH	3-2	4000	22,000
1944	Minneapolis MN	Cincinnati OH Post 50	Albermarle NC	3-2	7103	28,000
1945	Charlotte NC	Shelby NC Post 82	Trenton NJ	4-2	10250	41,250
1946	Charleston SC	New Orleans LA Post 125	Trenton NJ	3-1	4355	19,150
1947	Los Angeles CA	Cincinnati OH Post 50	Little Rock AR Post 1	3-2	5175	23,610
1948	Indianapolis IN	Trenton NJ Post 93	Jacksonville FL Post 9	4-1	5000	18,500
1949	Omaha NE	Oakland CA Post 337	Cincinnati OH Post 507	8-6	11168	45,727
1950	Omaha NE	Oakland CA Post 337	St. Louis MO Post 245	11-0	9162	34,775
1951	Detroit MI	Los Angeles CA Post 715	White Plains NY Post 135	11-7	4135	20,500
1952	Denver CO	Cincinnati OH Post 50	San Diego CA Post 364	5-2	4565	20,565
1953	Miami FL	Yakima WA Post 36	Winnetka IL Post 10	4-1	4044	19,650
1954	Yakima WA	San Diego CA Post 492	Gastonia NC Post 23	7-2	7142	40,269
1955	St. Paul MN	Cincinnati OH Post 216	Washington DC Post 31	10-4	2750	13,025
1956	Bismarck ND	St. Louis MO Post 245	New Orleans LA Post 345	8-3	3500	16,000
1957	Billings MT	Cincinnati OH Post 50	Portland OR Post 102	10-6	4963	21,950
1958	Colorado Springs CO	Cincinnati OH Post 50	Everett MA Post 176	12-1	1700	4,200
1959	Hastings NE	Detroit MI Post 187	Hampton VA Post 48	11-4	3700	23,615
1960	Hastings NE	New Orleans LA Post 125	Billings MT Post 4	9-3	3478	29,144
1961	Hastings NE	Phoenix AZ Post 1	Cincinnati OH Post 554	4-1	2036	26,140
1962	Bismarck ND	St. Louis MO Post 299	Honolulu HI Post 11	9-6	3614	20,200
1963	Keene NH	Long Beach CA Post 27	Memphis TN Post 1	5-4	3800	23,000
1964	Little Rock AR	Upland CA Post 73	Charlotte NC Post 9	3-1	2250	16,500
1965	Aberdeen SD	Charlotte NC Post 9	Omaha NE Post 1	2-1	3170	15,549
1966	Orangeburg SC	Oakland CA Post 337	Tuscaloosa AL Post 34	4-1	1800	19,248
1967	Memphis TN	Tuscaloosa AL Post 34	Northbrook IL Post 791	1-0	2769	22,821
1968	Manchester NH	Memphis TN Post 1	Klamath Falls OR Post 8	4-3	2350	17,743
1969	Hastings NE	Portland OR Post 105	Towson MD Post 22	4-0	2755	20,908
1970	Klamath Falls OR	West Covina CA Post 790	Levittown PA	10-0	3111	22,379
1971	Tucson AZ	West Covina CA Post 790	Cedar Rapids IA Post 5	16-1	2600	12,500
1972	Memphis TN	Ballwin MO Post 611	Memphis TN Post 1	4-3	3852	24,817
1973	Lewiston ID	Rio Piedras PR Post 146	Memphis TN Post 1	10-6 (10)	4437	23,677
1974	Roseburg OR	Rio Piedras PR Post 146	Lake Oswego OR Post 92	4-3	5194	30,182
1975	Rapid City SD	Yakima WA Post 36	Cedar Rapids IA Post 5	8-4	3649	27,054
1976	Manchester NH	Santa Monica CA Post 123	Des Plaines IL Post 36	7-6	3646	32,740
1977	Manchester NH	South Bend IN Post 50	Hattiesburg MS Post 78	3-1	3912	30,712
1978	Yakima WA	Hialeah FL Post 32	East Springfield MA Post 420	7-4	2352	24,605
1979	Greenville MS	Yakima WA Post 36	Barrington RI Post 8	13-6	2100	14,661
1980	Ely MN	Honolulu HI	Boyertown PA Post 471	5-4	1980	18,892
1981	Sumter SC	West Tampa FL Post 248	Richmond VA Post 361	6-5	2125	16,371
1982	Boyertown PA	Boyertown PA Post 471	Lafayette CA Post 517	14-8	6563	34,023
1983	Fargo ND	Edina MN Post 471	Boyertown PA Post 471	5-4	3761	27,433
1984	New Orleans LA	Guaynabo PR Post 134	Brooklawn NJ Post 72	7-6	524	7,765
1985	Kokomo IN	Midlothian VA Post 186	Sacramento CA	3-2	1695	15,328

1986	Rapid City SD	Jensen Beach FL Post 126	Las Vegas NV Post 8	8-2	1988	16,190
1987	Stevens Point WI	Boyertown PA Post 471	Vancouver WA Post 176	12-6	1344	11,268
1988	Middletown CT	Cincinnati OH Post 507	Boyertown PA Post 471	7-0	3759	19,423
1989	Millington TN	Woodland Hills CA Post 826	Guaynabo PR Post 134	11-5	561	6,585
1990	Corvallis OR	Mayo MD Post 226	Bayamon PR Post 48	7-6	3626	31,580
1991	Boyertown PA	Brooklawn NJ Post 72	Newark OH Post 85	5-3	3752	28,415
1992	Fargo ND	Newbury Park CA	Arlington Heights IL Post 208	10-0	2545	27,055
1993	Roseburg OR	Rapid City SD Post 22	Las Vegas NV Post 8	7-4	4790	34,306
1994	Boyertown PA	Miami FL Post 346	Chino CA Post 299	9-0	2639	21,466
1995	Fargo ND	Aiea HI	Bellevue WA	2-0	3546	24,403
1996	Roseburg OR	Yardley PA Post 317	Gonzales LA Post 81	6-3	4089	38,836
1997	Rapid City SD	Sanford FL Post 53	Medford OR Post 15	11-8 (7)	2651	24,525
1998	Las Vegas NV	Edwardsville IL Post 199	Cherryville NC Post 100	9-4	2562	22,015
1999	Middletown CT	New Brighton MN Post 513	Kennewick WA Post 34	11-5	2691	19,633
2000	Alton IL	Danville CA Post 246	Paducah KY Post 31	2-1	3225	13,731
2001	Yakima WA	Brooklawn NJ Post 72	Lewiston ID Post 13	5-2	2688	15,080
2002	Danville VA	West Point MS Post 212	Excelsior MN Post 259	4-0	1715	13,487
2003	Bartlesville OK	Rochester MN Post 92	Cherryville NC Post 100	5-2	2990	20,030
2004	Corvallis OR	Portland ME Nova	Kennewick WA Post 34	2-0	1339	11,905
2005	Rapid City SD	Enid OK Post 4	Pasco (Twin Cities) WA Post 34	7-6	3116	28,058
2006	Cedar Rapids IA	Metairie LA Post 175	Terre Haute IN Post 346	6-4	1988	18,082
2007	Bartlesville OK	Columbia TN Post 19	Eden Prairie MN	11-4	2951	23,220
2008	Shelby NC	Las Vegas NV Post 76	Pasco (Twin Cities) WA Post 34	5-1	3090	37,701
2009	Fargo ND	Midland MI Post 165	Medford OR Post 15	11-4	1867	15,579
2010	Spokane WA	Midwest City OK Outlaws	Eden Prairie MN	10-1	1200	13,000
2011	Shelby NC	Eden Prairie MN	Tupelo MS Post 49	5-4 (13)	5896	86,162
2012	Shelby NC	New Orleans LA Post 125	Brooklawn NP Post 72	4-0	5468	101,925
2013	Shelby NC	Brooklawn NJ Post 72	Petaluma CA	10-0 (7)	6836	104,726
2014	Shelby NC	Brooklawn NJ Post 72	Midland MI Post 165	18-0 (7)	7907	110,036
2015	Shelby NC	Chapin-Newbery SC Post 193/24	New Orleans LA Post 125	9-2	8826	117,072
2016	Shelby NC	Texarkana AR Post 58	Rowan County NC	8-6 (12)	8496	121,197
2017	Shelby NC	Henderson NV Post 40	Omaha NE Post 1	2-1	8324	120,924
2018	Shelby NC	Wilmington DE Post 1	Las Vegas NV Post 40	1-0 (8)	8350	128,307

Note: (# indicates innings of game)

2018 American Legion World Series Champions
Wilmington DE Post 1

Regional Champions

REGION ONE

1960 Pittsfield MA
1961 West Hartford CT
1962 Somerville MA
1963 Somerville MA
1964 Manchester NH
1965 Berlin NH
1966 Manchester NH
1967 Manchester NH
1968 Springfield MA
1969 Naugatuck CT
1970 Manchester NH
1971 Warwick RI
1972 North Haven CT
1973 West Hartford CT
1974 Bristol CT(vacated)
1975 West Quincy MA
1976 Warwick RI
1977 Trumbull CT
1978 E. Springfield MA
1979 Barrington RI
1980 Warwick RI
1981 Meriden CT
1982 Manchester NH
1983 Natick MA
1984 Bristol CT
1985 New London CT
1986 New London CT
1987 Norwood MA
1988 Kingston NY
1989 Braintree MA
1990 Rockland Co. NY
1991 East Hartford CT
1992 Medford MA
1993 New Bedford MA
1994 Brooklawn NJ
1995 Portland ME
1996 Yardley PA
1997 Bristol CT
1998 State College PA
1999 Portland ME
2000 Hamilton Square NJ
2001 Milford MA
2002 Manchester NH
2003 West Deptford NJ
2004 Portland ME
2005 Branford CT
2006 Milton MA
2007 Branford CT
2008 Bristol CT
2009 Berlin CT
2010 Branford CT
2011 Bedford NH
2012 Milford CT
2013 Branford CT
2014 Cromwell CT
2015 Cromwell CT
2016 Cumberland RI
2017 Shrewsbury MA
2018 Braintree MA

REGION TWO

1960 Brooklawn NJ
1961 Brooklawn NJ
1962 Buffalo NY
1963 Washington DC
1964 Staten Island NY
1965 Lyndhurst NJ
1966 Washington DC
1967 Wilmngtn Mnr DE
1968 Staten Island NY
1969 Towson MD
1970 New Castle DE
1971 Lyndhurst NJ
1972 Norfolk VA
1973 Richmond VA
1974 Cheverly MD
1975 Cheverly MD
1976 Wimngtn Mnor DE
1977 Boyertown PA
1978 Caldwell NJ
1979 Shaler PA
1980 Boyertown PA
1981 Richmond VA
1982 Boyertown PA
1983 Boyertown PA
1984 Brooklawn NJ
1985 Midlothian VA
1986 Boyertown PA
1987 Boyertown PA
1988 Boyertown PA
1989 Glen Allen VA
1990 Mayo MD
1991 Brooklawn NJ
1992 Brooklawn NJ
1993 Rockland Co. NY
1994 Bedford VA
1995 Waldorf MD
1996 Rockland Co. NY
1997 Severna Park MD
1998 Brooklawn NJ
1999 Brooklawn NJ
2000 Brooklawn NJ
2001 Brooklawn NJ
2002 Rockland Co. NY
2003 Haddon Heights NJ
2004 Boyertown PA
2005 Brooklawn NJ
2006 Midlothian VA
2007 Boyertown PA
2008 South Richmond VA
2009 Mt. Airy MD
2010 Chesapeake VA
2011 Brooklawn NJ
2012 Brooklawn NJ
2013 Brooklawn NJ
2014 Brooklawn NJ
2015 Brooklawn NJ
2016 Leesburg VA
2017 Hopewell NJ
2018 Wilmington DE

REGION THREE

1960 Miami FL
1961 Colonial Hghts VA
1962 Hampton VA
1963 Greensboro NC
1964 Charlotte NC
1965 Charlotte NC
1966 Tuscaloosa AL
1967 Tuscaloosa AL
1968 Timmonsville SC
1969 W. Palm Beach FL
1970 Wilmington NC
1971 Congaree SC
1972 Rio Piedras PR
1973 Rio Piedras PR
1974 Rio Piedras PR
1975 San Juan PR
1976 Manati PR
1977 W. Palm Beach FL
1978 Hialelah FL
1979 Gainesville GA
1980 Hialeah FL
1981 West Tampa FL
1982 Starkville MS
1983 Hamlet NC
1984 Guaynabo PR
1985 Guaynabo PR
1986 Jensen Beach FL
1987 West Tampa FL
1988 W. Palm Beach FL
1989 Guaynabo PR
1990 Bayamon PR
1991 Sarasota FL
1992 Guaynabo PR
1993 Miami FL
1994 Miami FL
1995 Columbia TN
1996 Rowan County NC
1997 Sanford FL
1998 Cherryville NC
1999 Gallatin TN
2000 Columbia SC
2001 Albany GA
2002 Dothan AL
2003 Cherryville NC
2004 DeLand FL
2005 Dothan AL
20006 Sumter SC
2007 Columbia TN
2008 Sumter SC
2009 Rowan County NC
2010 Kernersville NC
2011 Gaffney SC
2012 Florence SC
2013 Wilmington NC
2014 Jacksonville FL
2015 Chapin-Newberry SC
2016 Rowan County NC
2017 Randolph County NC
2018 Randolph County NC

REGION FOUR

1960 New Orleans LA
1961 Jackson MS
1962 New Orleans LA
1963 Memphis TN
1964 New Orleans LA
1965 Memphis TN
1966 Nashville TN
1967 Memphis TN
1968 Memphis TN
1969 Bartlesville OK
1970 Tulsa OK
1971 Greenville MS
1972 Memphis TN
1973 Memphis TN
1974 Metairie LA
1975 Jackson MS
1976 Metairie LA
1977 Hattiesburg MS
1978 South Houston TX
1979 Tulsa OK
1980 New Orleans LA
1981 Tulsa OK
1982 Richmond KY
1983 New Orleans LA
1984 Millington TN
1985 Woodward OK
1986 Lake Charles LA
1987 Midwest City OK
1988 Gonzales LA
1989 Gonzales LA
1990 Texarkana AR
1991 Gonzales LA
1992 Gonzales LA
1993 Norman OK
1994 Russellville AR
1995 Starkville MS
1996 Gonzales LA
1997 Tulsa OK
1998 Jefferson City MO
1999 Edmond OK
2000 Texas City TX
2001 Midwest City OK
2002 West Point MS
2003 Blue Springs MO
2004 Edmond OK
2005 Enid OK
2006 Metairie LA
2007 Bryant AR
2008 Jonesboro AR
2009 Texarkana TX
2010 Midwest City OK
2011 Tupelo MS
2012 New Orleans LA
2013 Gonzales LA
2014 Columbia TN
2015 New Orelans LA
2016 Texarkana AR
2017 Bryant AR
2018 Gonzales LA

REGION FIVE

1960 Berwyn IL
1961 Cincinnati OH
1962 St. Louis MO
1963 Evansville IN
1964 Detroit MI
1965 Arlington Hts. IL
1966 Northbrook IL
1967 Northbrook IL
1968 South Bend IN
1969 Cincinnati OH
1970 Levittown PA
1971 Lincoln Park MI
1972 Findlay OH
1973 Cincinnati OH
1974 Rockport IN
1975 Worthington OH
1976 Des Plaines IL
1977 South Bend IN
1978 Allen Park MI
1979 Barrington IL
1980 Waukegan IL

1981 Owensboro KY
1982 Kokomo IN
1983 Worthington OH
1984 Rockport In
1985 New Ulm MN
1986 Maynard OH
1987 Cincinnati OH
1988 Cincinnati OH
1989 Janesville WI
1990 Midland MI
1991 Newark OH
1992 Arlington Hts. IL
1993 Osseo MN
1994 Blissfield MI
1995 Osseo MN
1996 Midland MI
1997 Rock Island IL
1998 Edwardsville IL
1999 Bloomington MN
2000 Paducah KY
2001 Napoleon OH
2002 Excelsior MN
2003 Whitehouse OH
2004 Paducah KY
2005 Woodbury MN
2006 Terre Haute IN
2007 Rockport IN
2008 Midland MI
2009 Midland MI
2010 Moline IL
2011 Midland MI
2012 Moline IL
2013 Napoleon OH
2014 Midland MI
2015 Midland MI
2016 Rockport IN
2017 Midland MI
2018 Midland MI

REGION SIX

1960 Hastings NE
1961 Omaha NE
1962 West Allis WI
1963 Omaha NE
1964 Waterloo IA
1965 Omaha NE
1966 Enid OK
1967 Grand Forks ND
1968 Omaha NE
1969 Fargo ND
1970 Omaha NE
1971 Cedar Rapids IA
1972 Ballwin MO
1973 Richfield MN
1974 Cedar Rapids IA
1975 Cedar Rapids IA
1976 Cedar Rapids IA
1977 Rapid City SD
1978 New Ulm MN
1979 Rapid City SD
1980 Crestwood MO
1981 Omaha NE
1982 Edina MN
1983 Edina MN
1984 Rapid City SD
1985 Omaha NE
1986 Cedar Rapids IA
1987 Quincy IL
1988 Moorhead MN
1989 Fargo ND
1990 Olathe KN
1991 Kansas City KN
1992 Fargo ND
1993 Rapid City SD
1994 Omaha NE
1995 Rapid City SD
1996 Rapid City SD
1997 New Brighton MN
1998 Excelsior MN
1999 New Brighton MN
2000 Omaha NE
2001 Omaha NE
2003 Rochester MN
2004 Eden Prairie MN
2005 Rapid City SD
2006 Lawrence KS
2007 Eden Prairie MN
2008 Omaha NE
2009 Festus MO
2010 Eden Prairie MN
2011 Eden Prairie MN
2012 Omaha NE
2013 Burnsville MN
2014 Omaha NE
2015 Omaha NE
2016 Omaha NE
2017 Omaha NE
2018 Dubuque Co. IA

REGION SEVEN

1960 Billings MT
1961 Billings MT
1962 Billings MT
1963 Roseburg OR
1964 Lewiston ID
1965 Portland OR
1966 Lewiston ID
1967 Klamath Falls OR
1968 Klamath Falls OR
1969 Colo. Springs CO
1970 Phoenix AZ
1971 Phoenix AZ
1972 Lewiston ID
1973 Portland OR
1974 Lake Oswego OR
1975 Yakima WA
1976 Yakima WA
1977 Lewiston ID
1978 Corvallis OR
1979 Yakima WA
1980 Honolulu HI
1981 Bellevue WA
1982 Lafayette CA
1983 Chico CA
1984 Roseburg OR
1985 Sacramento CA
1986 El Segundo CA
1987 Vancouver WA
1988 Yakima WA
1989 Wdland Hills CA
1990 Corvallis OR
1991 Union City CA
1992 Medford OR
1993 Fairfield CA
1994 Salem OR
1995 Bellevue WA
1996 Vancouver WA
1997 Medford OR
1998 Danville CA
1999 Kennewick WA
2000 Danville CA
2001 Lewiston ID
2002 Medford OR
2003 Corvallis OR
2004 Kennewick WA
2005 Pasco WA
2006 Lincoln NE
2007 Bellingham WA
2008 Pasco WA
2009 Medford OR
2010 Roseburg OR
2011 Waipahu HI
2012 Bellevue WA
2013 Waipahu HI
2014 Waipahu HI
2015 Medford OR
2016 Kennewick WA
2017 Lewiston ID
2018 Meridian ID

REGION EIGHT

1960 Klamath Falls OR
1961 Phoenix AZ
1962 Honolulu HI
1963 Long Beach CA
1964 Upland CA
1965 Ontario CA
1966 Oakland CA
1967 Denver CO
1968 Tucson AZ
1969 Portland OR
1970 West Covina CA
1971 West Covina CA
1972 El Cerrito CA
1973 San Fernando CA
1974 Campbell CA
1975 Fullerton CA
1976 Santa Monica CA
1977 Santa Monica CA
1978 Santa Monica CA
1979 Norwalk CA
1980 Palo Alto CA
1981 Sacramento CA
1982 Grand Juncton CO
1983 San Mateo CA
1984 Las Vegas NV
1985 West Covina CA
1986 Las Vegas NV
1987 Boulder CO
1988 Boulder CO
1989 Fullerton CA
1990 Kailua HI
1991 Escondido CA
1992 Newbury Park CA
1993 Las Vegas NV
1994 Chino CA
1995 Aiea HI
1996 Sandy UT
1997 Fairfield CA
1998 Las Vegas NV
1999 Chatsworth CA
2000 Taylorsville UT
2001 Danville CA
2002 Las Vegas NV
2003 Northridge CA
2004 Boulder CO
2005 Las Vegas NV
2006 Las Vegas NV
2007 Tucson AZ
2008 Las Vegas NV
2009 Las Vegas NV
2010 Las Vegas NV
2011 Las Vegas NV
2012 Lakewood CA
2013 Petaluma CA
2014 Chico CA
2015 Waipahu HI
2016 San Mateo CA
2017 Henderson NV
2018 Las Vegas NV

Bold indicates ALWS champions

Sectional champions

1926 - Pocatello ID, El Dorado KN (W), Springfield OH, **Yonkers NY (E)**.

1928 - **Oakland CA (W),** Worchester MA (E).

1929 - New Orleans LA (W), **Buffalo NY (E).**

1930 - New Orleans LA (W), **Baltimore MD (E).**

1931 - **South Chicago IL (W),** Columbia SC (E).

1932 - **New Orleans LA (W),** Springfield MA (E).

1933 - **Chicago IL (W),** Trenton NJ (E).

1934 - New Orleans (W), **Cumberland MD (E).**

1935 - Sacramento CA (W), **Gastonia NC (E).**

1936 - Los Angeles CA (W), Manchester NH (NE), **Spartanburg SC (SE).**

1937 - Omaha NE (W), **East Lynn MA (NE),** New Orleans LA (SE).

1938 - **San Diego CA (W),** Detroit MI (NE), Spartanburg SC (SE).

1939 - **Omaha NE (W),** Passaic NJ (NE), Berwyn IL (SE).

1940 - SanDiego (W), **Albermarle NC (NE),** St.Louis SE).

1941 - **San Diego CA (W),** Flint MI (NE), Berwyn IL (SE).

1942 - St. Louis MO (NW), **Los Angeles CA (SW),** Manchester NH (NE).

1943 - **Richfield MN (NW),** New Orleans LA (SW), Flint MI (NE), Springfield OH, Whiteville NC (SE).

1944 - **Cincinnati OH (NW),** Tucson AZ (SW), Brockton MA (NE), Albermarle NC (SE).
1945 - Oak Park IL (NW), Tucson AZ (SW), Trenton NJ (NE), **Shelby NC (SE)**
1946 - Trenton NJ (A), **New Orleans LA (B),** Cincinnati OH (C), Los Angeles CA (D).
1947 - Manchester NH (A), Little Rock AR (B), **Cincinnati OH** (C), San Diego CA (D).
1948 -**Trenton NJ (A),** Jacksonville (B), Belleville IL (C), Omaha NE (D).
1949 - Wheeling WV (A), Atlanta GA (B), Cincinnati OH (C), **Oakland CA (D).**
1950 - Bristol RI (A), Richmond VA (B), St. Louis MO (C), **Oakland CA (D).**
1951 - White Plains NY (A), Jacksonville FL (B), Cincinnati OH (C), **Los Angeles (D).**
1952 - Millford MA (A), Austin TX (B), **Cincinnati OH (C),** San Diego CA (D).
1953 - Millford WA (A), Cherryville NC (B), Winnetka IL (C), **Yakima WA (D).**
1954 - Baltimore MD (A), Gastonia NC (B), Maplewood MN (C), **San Diego CA (D).**
1955 - Washington DC (A), Salisbury NC (B), **Cincinnati OH (C),** Lincoln NE (D).
1956 - Yonkers NY (A), New Orleans LA (B), **St. Louis MO (C),** Roseburg OR (D).
1957 - Washington DC (A), Greer SC (B), **Cincinnati OH (C),** Portland OR (D).
1958 - Everett MA (A), Greenwood SC (B), **Cincinnati OH (C),** Billings MT (D).
1959 - West Hartford CT (A), Hampton VA (B), **Detroit MI (C),** Phoenix AZ (D). **Bold indicates ALWS champions**

Scenes from Yesteryear…



World Series appearances (by states)

	App	1-2-3	W-L	cities
Alabama	4	1-1-1	12-6	2 cities
Alaska	none			
Arizona	8	1-0-1	11-15	2 cities
Arkansas	7	1-1-1	11-13	6 cities
California	53	17-8-6	122-85	30 cities
Colorado	6	0-0-1	3-12	4 cities
Connecticut	23	0-0-3	18-46	12 cities
Delaware	4	1-0-0	6-7	2 cities
DC	4	0-1-0	3-8	1 city
Florida	17	5-1-5	45-27	9 cities
Georgia	3	0-0-0	1-7	3 cities
Hawaii	8	2-1-3	21-14	4 cities
Idaho	8	0-2-0	10-14	3 cities
Illinois	19	3-6-4	35-37	14 cities
Indiana	9	1-1-2	17-15	5 cities
Iowa	7	0-2-0	10-14	3 cities
Kansas	4	0-0-0	1-8	4 cities
Kentucky	4	0-1-0	3-8	3 cities
Louisiana	26	5-7-5	58-46	4 cities
Maine	3	1-0-0	7-4	1 city
Maryland	10	3-1-1	17-14	8 cities
Massachusetts	20	1-4-2	18-39	15 cities
Michigan	15	2-1-4	32-26	6 cities
Minnesota	21	5-3-2	43-38	12 cities
Mississippi	8	1-2-0	11-15	6 cities
Missouri	9	3-1-0	21-12	7 cities
Montana	4	0-1-0	5-8	1 city
Nebraska	21	1-2-4	29-41	4 cities
Nevada	12	2-3-2	26-23	2 cities
New Hampshire	10	0-1-2	3-22	3 cities
New Jersey	27	5-5-6	59-46	8 cities
New Mexico	none			
New York	12	2-1-0	14-21	6 cities
North Carolina	21	4-6-2	42-37	12 cities
North Dakota	4	0-0-0	3-8	2 cities
Ohio	24	7-4-2	51-37	8 cities
Oklahoma	13	1-0-3	28-26	7 cities
Oregon	20	1-5-6	40-37	7 cities
Pennsylvania	13	3-4-2	34-22	5 cities
Puerto Rico	10	3-2-0	25-17	5 cities
Rhode Island	6	0-1-2	8-12	4 cities
South Carolina	13	2-2-5	21-27	10 cities
South Dakota	8	1-0-2	11-15	1 city
Tennessee	12	2-3-2	28-21	5 cities
Texas	4	0-0-2	3-6	4 cities
Utah	2	0-0-0	1-4	2 cities
Vermont	none			
Virginia	13	1-2-2	19-29	9 cities
Washington	17	3-6-3	41-30	5 cities
West Virginia	1	0-0-1	1-2	1 city
Wisconsin	2	0-0-1	4-4	2 cities
Wyoming		none		

Note: California and South Carolina played to a tie game as did Louisiana and Massachusetts.

Most Appearances by state in ALWS

California 53
New Jersey 27
Louisiana 26
Ohio 24
Connecticut 23
North Carolina 21
Minnesota 21
Nebraska 21
Oregon 20
Massachusetts 20

Most cities in ALWS by state

California 30
Massachusetts 15
Illinois 14
Minnesota 12
Connecticut 12
North Carolina 12
South Carolina 10

Most ALWS championships

California 17
Ohio 7
Louisiana 5
Minnesota 5
Florida 5
New Jersey 5
North Carolina 4

Note: Pennsylvania, Washington, Illinois, Maryland, Missouri and Puerto Rico tied with 3

Most ALWS runner-ups

California 8
Louisiana 7
Washington 6
Illinois 6
North Carolina 6
Oregon 5
New Jersey 5

Note: Massachusetts, Ohio and Pennsylvania tied with 4

Most victories in ALWS play

California 122
New Jersey 59
Louisiana 58
Ohio 51
Florida 45
Minnesota 43
North Carolina 42
Washington 41
Oregon 40

Most defeats in ALWS play

California 85
Connecticut 46
Louisiana 46
New Jersey 46
Nebraska 40
Minnesota 38
Ohio 37
Illinois 37

Most games played in ALWS

California ..... 208 (1 tie)
New Jersey 105
Louisiana ..... 105 (1 tie)
Ohio 88
Minnesota 81
North Carolina 79
Oregon 77
Illinois 72
Washington 71

World Series appearances

ALABAMA

Team	App	1-2-3	W-L	Years
Dothan	2	0-0-1	3-3	02-05
Tuscaloosa	2	1-1-0	9-3	66-67

ALASKA

No team from Alaska has appeared in the ALWS

ARKANSAS

Team	App	1-2-3	W-L	Years
Bryant	2	0-0-1	2-4	07-17
Jonesboro	1	0-0-0	1-2	08
Little Rock	1	0-1-0	2-2	47
Russellville	1	0-0-0	0-2	94
Texarkana	2	1-0-0	6-3	90-16

ARIZONA

Team	App	1-2-3	W-L	Years
Phoenix	4	1-0-0	8-7	59-61-70-71
Tucson	4	0-0-1	3-8	44-45-68-07

CALIFORNIA

Team	App	1-2-3	W-L	Years
Campbell	1	0-0-0	1-2	74
Chatsworth	1	0-0-0	0-3	99
Chico	2	0-0-0	1-25	83-14
Chino	1	0-1-0	3-2	94
Danville	3	1-0-1	9-3	98-00-01
El Cerrito	1	0-0-1	2-2	72
El Segundo	1	0-0-0	2-2	86
Escondido	1	0-0-0	1-2	91
Fairfield	2	0-0-0	2-4	93-97
Fullerton	2	0-0-1	4-4	75-89
Lafayette	1	0-1-0	4-2	82
Lakewood	1	0-0-0	1-2	12
Los Angeles	4	2-1-1	9-6	36-42-46-51
Long Beach	1	1-0-0	5-0	63
Newbury Park	1	1-0-0	5-1	92
Northridge	1	0-0-0	1-2	03
Norwalk	1	0-0-0	2-2	79
Oakland	4	4-0-0	13-2	28-49-50-66
Ontario	1	0-0-0	2-2	65
Palo Alto	1	0-0-0	1-2	80
Petaluma	1	0-1-0	4-2	13
Sacramento	3	0-2-0	5-7	35-81-85
San Diego	6	3-2-0	14-9	38-40-41-47 52-54
San Fernando	1	0-0-0	1-2	73
San Mateo	2	0-0-1	4-3	83-16
Santa Monica	3	1-0-0	5-5	76-77-78
Union City	1	0-0-0	1-2	91
Upland	1	1-0-0	4-1	64
West Covina	3	2-0-1	12-3	70-71-85
Woodland Hills	1	1-0-0	4-1	89

COLORADO

Team	App	1-2-3	W-L	Years
Boulder	3	0-0-0	0-6	87-88-04
Colo.Springs	1	0-0-0	0-2	69
Denver	1	0-0-0	0-2	67
Grand Junction	1	0-0-1	3-2	82

CONNETICUTT

Team	App	1-2-3	W-L	Years
Berlin	1	0-0-0	0-2	09
Branford	4	0-0-1	3-8	05-07-10-13

Conn. (cont.)	App	1-2-3	W-L	Years
Bristol	4	0-0-1	2-8	74-84-97-08
Cromwell	2	0-0-0	0-6	14-15
East Hartford	2	0-0-0	4-4	91-92
Meriden	1	0-0-0	2-2	81
Milford	1	0-0-0	0-2	12
Naugatuck	1	0-0-0	1-2	69
New London	2	0-0-0	1-4	85-86
North Haven	1	0-0-0	1-2	72
Trumbull	1	0-0-0	2-2	77
West Hartford	3	0-0-1	2-6	59-61-73

DELAWARE

Team	App	1-2-3	W-L	Years
New Castle	1	0-0-0	0-2	70
Wilmngton Manor	2	0-0-0	2-4	67-76
Wilmington	1	1-0-0	4-1	18

DISTRICT OF COLUMBIA

Team	App	1-2-3	W-L	Years
Washington	4	0-1-0	3-8	55-57-63-66

FLORIDA

Team	App	1-2-3	W-L	Years
DeLand	1	0-0-1	2-2	04
Hialeah	2	1-0-1	8-2	78-80
Jacksonville	3	0-1-0	3-6	48-51-14
Jensen Beach	1	1-0-0	5-0	86
Miami	3	1-0-0	8-5	60-93-94
Sanford	1	1-0-0	5-1	97
Sarasota	1	0-0-0	0-2	91
West Palm Beach	3	0-0-2	7-6	69-77-88
West Tampa	2	1-0-1	7-3	81-87

GEORGIA

Team	App	1-2-3	W-L	Years
Albany	1	0-0-0	0-3	01
Atlanta	1	0-0-0	0-2	49
Gainesville	1	0-0-0	1-2	79

HAWAII

Team	App	1-2-3	W-L	Years
Aiea	1	1-0-0	4-1	95
Honolulu	2	1-1-0	8-3	62-80
Kailua	1	0-0-1	3-2	90
Waipahu	4	0-0-2	6-8	11-13-14-15

IDAHO

Team	App	1-2-3	W-L	Years
Lewiston	6	0-1-0	7-11	64-66-72-77-01-17
Meridian	1	0-0-0	1-2	18
Pocatello	1	0-1-0	2-1	26

ILLINOIS

Team	App	1-2-3	W-L	Years
Arlington Heights	2	0-1-0	4-4	65-92
Barrington	1	0-0-1	3-2	79
Belleville	1	0-0-1	1-2	48
Berwyn	3	0-2-0	1-8	39-41-60
Chicago	1	1-0-0	2-0	33
Des Plaines	1	0-1-0	5-2	76
Edwardsville	1	1-0-0	4-1	98
Moline	2	0-0-0	1-4	10-12
Northbrook	2	0-1-0	5-4	66-67
Oak Park	1	0-0-1	1-2	45
Quincy	1	0-0-0	1-2	87
Rock Island	1	0-0-1	2-2	97
South Chicago	1	1-0-0	2-0	31
Waukegan	1	0-0-0	0-2	80
Winnetka	1	0-1-0	3-2	53

INDIANA

Team	App	1-2-3	W-L	Years
Evansville	1	0-0-1	2-2	63
Kokomo	1	0-0-0	2-2	82
Rockport	4	0-0-1	5-7	74-84-07-16
South Bend	2	1-0-0	5-2	68-77
Terre Haute	1	0-1-0	3-2	06

IOWA

Team	App	1-2-3	W-L	Years
Cedar Rapids	5	0-2-0	8-10	71-74-75 76-86
Dubuque County	1	0-0-0	1-2	18
Waterloo	1	0-0-0	1-2	64

KANSAS

Team	App	1-2-3	W-L	Years
El Dorado	1	0-0-0	0-2	26
Kansas City	1	0-0-0	0-2	91
Lawrence	1	0-0-0	1-2	06
Olathe	1	0-0-0	0-2	90

KENTUCKY

Team	App	1-2-3	W-L	Years
Owensboro	1	0-0-0	0-2	81
Paducah	2	0-1-0	3-4	00-04
Richmond	1	0-0-0	0-2	82

LOUISIANA

Team	App	1-2-3	W-L	Years
Gonzales	7	0-1-2	15-13	88-89-91-92 96-13-18
Lake Charles	1	0-0-0	0-2	86
Metairie	3	1-0-0	9-5	74-76-06
New Orleans	15	4-6-3	34-26	29-30-32-34 37-43-46-56 60-62-64 80-83-12-15

MAINE

Team	App	1-2-3	W-L	Years
Portland	3	1-0-0	7-4	95-99-04

MARYLAND

Team	App	1-2-3	W-L	Years
Baltimore	2	1-0-0	2-2	30-54
Cheverly	2	0-0-1	4-4	74-75
Cumberland	1	1-0-0	2-1	34
Mayo	1	1-0-0	5-1	90
Mt. Airy	1	0-0-0	0-2	09
Severna Park	1	0-0-0	0-2	97
Towson	1	0-1-0	4-2	69
Waldorf	1	0-0-0	0-2	95

MASSASCHUSETTS

Team	App	1-2-3	W-L	Years
Braintree	2	0-0-0	0-5	89-18
East Lynn	1	1-0-0	3-0	37
East Springfield	1	0-1-0	3-2	78
Everett	1	0-1-0	2-2	58
Milford	3	0-0-1	2-6	52-53-01
Milton	1	0-0-0	1-2	06
Natick	1	0-0-0	0-2	83
New Bedford	1	0-0-0	0-2	93
Norwood	1	0-0-0	0-2	87
Pittsfield	1	0-0-1	3-2	60
Shrewsbury	1	0-0-0	1-2	17
Somerville	2	0-0-0	1-4	62-63
Springfield	2	0-1-0	2-4	32-68
West Quincy	1	0-0-0	0-2	75
Worchester	1	0-1-0	0-2	28

MICHIGAN

Team	App	1-2-3	W-L	Years
Allen Park	1	0-0-0	1-2	78
Blissfield	1	0-0-0	2-2	94
Michigan (cont.)	**App**	**1-2-3**	**W-L**	**Years**
Detroit	2	1-0-1	7-3	59-64
Flint	1	0-0-0	0-2	43
Lincoln Park	1	0-0-1	2-2	71
Midland	8	1-1-2	19-13	90-96-08-09 11-14-17-18

MINNESOTA

Team	App	1-2-3	W-L	Years
Bloomington	1	0-0-0	1-2	99
Burnsville	1	0-0-0	1-2	13
Eden Prairie	4	1-2-0	14-7	04-07-10-11
Edina	2	1-0-0	5-3	82-83
Excelsior	2	0-1-0	3-5	98-02
Moorhead	1	0-0-1	2-2	88
New Brighton	2	1-0-0	4-3	97-99
New Ulm	2	0-0-0	1-4	78-85
Osseo	2	0-0-1	3-4	93-95
Richfield	2	1-0-0	4-3	43-73
Rochester	1	1-0-0	4-1	03
Woodbury	1	0-0-0	1-2	05

MISSISSIPPI

Team	App	1-2-3	W-L	Years
Greenville	1	0-0-0	0-2	71
Hattiesburg	1	0-1-0	3-2	77
Jackson	2	0-0-0	0-4	61-75
Starkville	2	0-0-0	1-4	82-95
Tupelo	1	0-1-0	3-2	11
West Point	1	1-0-0	4-1	02

MISSOURI

Team	App	1-2-3	W-L	Years
Ballwin	1	1-0-0	6-1	72
Blue Springs	1	0-0-0	1-2	03
Crestwood	1	0-0-0	1-2	80
Festus	1	0-0-0	1-2	09
Jefferson City	1	0-0-0	1-2	98
Maplewood	1	0-0-0	1-2	54
St. Louis	3	2-1-0	10-3	50-56-62

MONTANA

Team	App	1-2-3	W-L	Years
Billings	4	0-1-0	5-8	58-60-61-62

NEBRASKA

Team	App	1-2-3	W-L	Years
Hastings	1	0-0-0	1-2	60
Lincoln	2	0-0-0	0-4	55-06
Omaha	18	1-3-4	28-35	39-48-61-63 65-68-70-81 85-94-00-01 08-12-14-15 16-17

NEVADA

Team	App	1-2-3	W-L	Years
Henderson	1	1-0-0	3-2	17
Las Vegas	12	1-3-3	26-23	84-86-93-98 02-05-06-08 09-10-11-18

NEW HAMPSHIRE

Team	App	1-2-3	W-L	Years
Bedford	1	0-0-0	0-2	11
Berlin	1	0-0-0	0-2	65
Manchester	8	0-1-2	3-18	42-47-64-66 67-70-82-02

NEW JERSEY

Team	App	1-2-3	W-L	Years
Brooklawn	16	4-2-5	44-25	60-61-84-91 92-94-98-99 00-01-05-11 12-13-14-15
Caldwell	1	0-0-1	2-2	78
Haddon Heights	1	0-0-1	2-2	03
Hamilton Square	1	0-0-0	1-2	00
Hopewell	1	0-0-0	1-2	17
Lyndhurst	2	0-0-0	2-4	65-71
Trenton	4	1-3-0	7-6	33-45-46-48
West Deptford	1	0-0-0	0-3	03

NEW MEXICO

No team from New Mexico has appeared in the ALWS

NEW YORK

Team	App	1-2-3	W-L	Years
Buffalo	2	1-0-0	2-3	29-62
Kingston	1	0-0-0	1-2	88
Rockland County	4	0-0-0	3-8	90-93-96-02
Staten Island	2	0-0-0	2-4	64-68
White Plaines	1	0-1-0	3-2	51
Yonkers	2	1-0-0	3-2	26-56

NORTH CAROLINA

Team	App	1-2-3	W-L	Years
Albemarle	2	1-1-0	6-4	40-44
Charlotte	2	1-1-0	8-3	64-65
Cherryville	3	0-2-0	6-6	53-98-03
Gastonia	2	1-1-0	5-2	35-54
Greensboro	1	0-0-0	1-2	63
Hamlet	1	0-0-0	0-2	83
Kernersville	1	0-0-0	1-2	10
Randolph County	2	0-0-1	3-4	17-18
Rowan County	3	0-1-1	7-6	96-09-16
Salisbury	1	0-0-1	1-2	55
Shelby	1	1-0-0	3-0	45
Whiteville	1	0-0-0	0-2	43
Wilmington	2	0-0-0	2-4	70-13

NORTH DAKOTA

Team	App	1-2-3	W-L	Years
Fargo	3	0-0-0	2-6	69-89-92
Grand Forks	1	0-0-0	1-2	67

OHIO

Team	App	1-2-3	W-L	Years
Cincinnati	14	7-2-1	36-16	44-46-47-49 51-52-55-57 58-61-69-73 87-88
Findley	1	0-0-0	2-2	72
Maynard	1	0-0-1	2-2	86
Napoleon	2	0-0-0	0-5	01-13
Newark	1	0-1-0	4-2	91
Springfield	2	0-1-0	3-4	26-43
Whitehouse	1	0-0-0	1-2	03
Worthington	2	0-0-0	3-4	75-83

OKLAHOMA

Team	App	1-2-3	W-L	Years
Bartlesville	1	0-0-0	2-2	69
Edmond	2	0-0-0	2-4	99-04
Enid	2	1-0-0	7-3	66-05
Midwest City	3	1-0-1	9-5	87-01-10
Norman	1	0-0-1	3-2	93
Tulsa	4	0-0-1	5-8	70-79-81-97
Woodward	1	0-0-0	0-2	85

OREGON

Team	App	1-2-3	W-L	Years
Corvallis	3	0-0-2	6-5	78-90-03
Klamath Falls	3	0-1-0	5-6	60-67-68
Lake Oswego	1	0-1-0	4-2	74
Medford	5	0-2-1	11-9	92-97-02-09-15
Portland	4	1-1-1	9-7	57-65-69-73
Roseburg	4	0-0-2	4-8	56-63-84-10
Salem	1	0-0-1	3-2	94

PENNSYLVANIA

Team	App	1-2-3	W-L	Years
Boyertown	9	2-3-2	24-16	77-80-82-83-86 87-88-04-07
Levittown	1	0-1-0	3-2	70
Shaler	1	0-0-0	0-2	79
State College	1	0-0-1	3-1	98
Yardley	1	1-0-0	4-1	96

PUETRO RICO

Team	App	1-2-3	W-L	Years
Bayamon	1	0-1-0	3-2	90
Guaynabo	4	1-1-0	10-7	84-85-89-92
Manati	1	0-0-0	1-2	76
Rio Piedras	3	2-0-0	9-3	72-73-74
San Juan	1	0-0-0	2-2	75

RHODE ISLAND

Team	App	1-2-3	W-L	Years
Barrington	1	0-1-0	4-2	79
Bristol	1	0-0-1	1-2	50
Cumberland	1	0-0-0	1-2	16
Warwick	3	0-0-1	2-6	71-76-80

SOUTH CAROLINA

Team	App	1-2-3	W-L	Years
Chapin-Newberry	1	1-0-0	4-1	15
Columbia	2	0-1-1	1-5	31-00
Conagree	1	0-0-0	1-2	71
Florence	1	0-0-0	1-2	12
Gaffney	1	0-0-0	1-2	11
Greer	1	0-0-1	1-2	57
Greenwood	1	0-0-1	1-2	58
Spartanburg	2	1-1-0	5-5	36-38
Sumter	2	0-0-1	4-4	06-08
Timmonsville	1	0-0-1	2-2	68

SOUTH DAKOTA

Team	App	1-2-3	W-L	Years
Rapid City	8	1-0-2	11-15	77-79-84-93 95-96-02-05

TENNESSEE

Team	App	1-2-3	W-L	Years
Columbia	3	1-0-0	7-5	95-07 -14
Gallatin	1	0-0-1	2-2	99
Memphis	6	1-3-1	19-10	63-65-67-68 72-73
Millington	1	0-0-0	0-2	84
Nashville	1	0-0-0	0-2	66

TEXAS

Team	App	1-2-3	W-L	Years
Austin	1	0-0-1	1-2	52
South Houston	1	0-0-0	1-2	78
Texarkana	1	0-0-1	2-2	09
Texas City	1	0-0-0	1-2	00

UTAH

Team	App	1-2-3	W-L	Years
Sandy	1	0-0-0	0-2	96
Taylorsville	1	0-0-0	1-2	00

VERMONT

No team from Vermont has appeared in the ALWS

VIRGINIA

Team	App	1-2-3	W-L	Years
Bedford	1	0-0-0	0-2	94
Chesapeake	1	0-0-0	0-2	10
Colonial Heights	1	0-0-0	1-2	61
Glen Allen	1	0-0-0	0-2	89
Hampton	2	0-1-0	4-4	59-62
Leesburg	1	0-0-0	0-3	16
Midlothian	2	1-0-1	8-3	85-06
Norfolk	1	0-0-0	0-2	72
Richmond	3	0-1-0	4-6	50-73-81
South Richmond	1	0-0-1	2-2	08

WASHINGTON

Team	App	1-2-3	W-L	Years
Bellevue	3	0-1-2	10-6	81-95-12
Bellingham	1	0-0-0	1-2	07
Kennewick	3	0-2-0	6-7	99-04-16
Pasco	2	0-2-0	7-4	05-08
Vancouver	2	0-1-0	4-4	87-96
Yakima	5	3-0-1	13-7	53-75-76 79-88

WEST VIRGINIA

Team	App	1-2-3	W-L	Years
Wheeling	1	0-0-1	1-2	49

WISCONSIN

Team	App	1-2-3	W-L	Years
Janesville	1	0-0-1	3-2	89
West Allis	1	0-0-0	1-2	62

WYOMING

No team from Wyoming has appeared in the ALWS

Top right: Rain delay at Keeter Stadium/Veterans Field in Shelby
Top middle: ALWS officials Gary Stone, Rick Cash
Below: Capacity crowd during 2015 Series in Shelby NC.

American Legion World Series Records

New Era records – since 2018

INDIVIDUAL GAME

OFFENSE

- **Most at bats – 5**

Brayden Caskey, Gonzales LA vs. Wilmington DE – 2018
Preston Thrash, Gonzales LA vs. Wilmington DE – 2018
TJ Deardorff, Dubuque Co. IA vs. Braintree MA – 2018
Landon Smith, Randolph Co. NC vs. Las Vegas NV – 2018
Trevor Marsh, Randolph Co. NC vs. Las Vegas NV, 2018
Jack Dubecq, Wilmington DE vs. Midland MI – 2018
Tyler David, Midland MI vs. Wilmington DE – 2018
Martin Money, Midland MI vs. Wilmington DE – 2018
Seth Gower, Midland MI vs. Wilmington DE – 2018

- **Most runs scored – 3**

Chaison Miklich, Las Vegas NV vs. Meridian ID – 2018

- **Most hits – 3**

Chaison Miklich, Las Vegas NV vs. Meridian ID – 2018
Brayden Caskey, Gonzales LA vs. Wilmington DE – 21018
Austin Colmery, Wilmington DE vs. Gonzales LA – 2018
Alex Kennedy, Braintree MA vs. Wilmington DE – 2018
Jon Milner, Meridian ID vs. Midland MI – 2018
Trevor Marsh, Randolph Co. NC vs. Las Vegas NV – 2018
Jason Sharman, Las Vegas NV vs. Gonzales LA – 2018

- **Most two-base hits – 2**

Sam Link, Dubuque Co. IA vs. Braintree MA – 2018

- **Most three-base hits – 1**

Austin Colmery, Wilmington DE vs. Gonzales LA – 2018
Edarian Williams, Las Vegas NV vs. Randolph Co. NC – 2018

- **Most home runs – 1**

Tristan Marsh, Randolph Co. NC vs. Meridian ID – 2018
Logan LaCourse, Midland MI vs. Meridian ID – 2018
Chaison Miklich, Las Vegas NV vs. Gonzales LA – 2018

- **Most rbi – 3**

Chaison Miklich, Las Vegas NV vs. Meridian ID – 2018
Edarian Williams, Las Vegas NV vs. Randolph Co. NC – 2018
Chaison Miklich, Las Vegas NV vs. Gonzales LA – 2018

- **Most total bases – 6**

Austin Colmery (3b-1b-2b), Wilmington DE vs. Gonzales LA – 2018
Logan LaCourse (hr,2b), Midland MI vs. Meridian ID – 2018

- **Most base on balls – 3**

Tristan Marsh, Randolph Co. NC vs. Las Vegas NV – 2018

- **Most strikeouts – 3**

Matt Poma, Wilmington DE vs. Gonzales LA – 2018
Chaison Miklich, Las Vegas NV vs. Midland MI – 2018
Aaron Roberts, Las Vegas NV vs. Midland MI – 2018
Zane Zeppuhar, Gonzales LA vs. Las Vegas NV – 2018

- **Most stolen bases – 2**

Austin Colmery, Wilmington DE vs. Braintree MA – 2018

- **Most hit by pitch – 2**

Braxton Mills, Meridian ID vs. Midland MI – 2018

- **Most Sacrifice hits – 2**

Spencer Lanier, Randolph Co. NC vs. Las Vegas NV – 2018

- **Most Sacrifice flies – 2**

Will Courtney, Dubuque Co. IA vs. Gonzales LA – 2018

DEFENSE

- **Most put outs – 16**

by Eric Ludman, Wilmington DE vs. Midland MI – 2018

- **Most assists – 7**

Nate Thomas, Wilmington DE vs. Midland MI – 2018

Most errors – 2

Nolan Freeman, Braintree MA vs. Dubuque IA – 2018

PITCHING

- **Most innings pitched – 8**

Chris Ludman, Wilmington DE vs. Las Vegas NV – 2018

- **Most hits allowed – 10**

Jaydon Yancey, Meridian ID vs. Las Vegas NV – 2018

- **Most runs allowed – 9**

Jaydon Yancey, Meridian ID vs. Las Vegas NV – 2018

- **Most earned runs allowed – 8**

Jaydon Yancey, Meridian ID vs. Las Vegas NV – 2018

- **Most base on balls – 6**

JT Tomovich, Wilmington DE vs. Gonzales LA – 2018

- **Most strikeouts – 9**

Jimmy Gamboa, Las Vegas NV vs. Meridian ID – 2018
Jimmy Gamboa, Las Vegas NV vs. Gonzales LA – 2018

- **Most hit batters – 4**

Bryce Marsh, Randolph Co. NC vs. Midland MI – 2018

- **Most wild pitches – 2**

JT Tomovich, Wilmington DE vs. Gonzales LA – 2018
Braxton Davis, Randolph Co. NC vs. Meridian ID – 2018
Travis Winslow, Randolph Co. NC vs. Meridian ID – 2018
Riley Harrison, Meridian ID vs. Randolph Co. NC – 2018
Chaison Miklich, Las Vegas NV vs. Randolph Co. NC – 2018

- **Most balks – 1**

Dylan Gotto, Dubuque Co. IA vs. Wilmington DE – 2018
Josh Sharman, Las Vegas NV vs. Midland MI – 2018
Josh Sharman, Las Vegas NV vs. Wilmington DE – 2018

- **Most passed balls – 1**

Joel Vaske, Dubuque Co. IA vs. Braintree MA – 2018
Reid Bouchereau, Gonzales LA vs. Las Vegas NV – 2018

INDIVIDUAL TOURNAMENT

OFFENSE

- **Most at bats – 18**

Austin Colmery, Wilmington DE – 2018

- **Most runs scored – 5**

Austin Colmery, Wilmington DE – 2018
Parker Schmidt, Las Vegas NV – 2018
Jason Sharman, Las Vegas NV – 2018

- **Most hits – 8**

Austin Colmery, Wilmington DE – 2018
Jason Sharman, Las Vegas NV – 2018

- **Highest batting average (min. 9ab) – .556**

Sam Link (5-for-9), Dubuque Co. IA -- 2018

- **Most two-base hits – 2**

Austin Colmery, Wilmington DE – 2018
Eric Ludman, Wilmington DE – 2018
Nate Thomas, Wilmington DE – 2018
Sam Link, Dubuque Co. IA – 2018
Riley Harrison, Meridian ID – 2018
Jimmy Gamboa, Las Vegas NV – 2018

- **Most three-base hits – 1**

Austin Colmery, Wilmington DE – 2018
Edarian Williams, Las Vegas NV – 2018

- **Most home runs – 1**

Chaison Miklich, Las Vegas NV – 2018
Tristan Marsh, Randolph Co. NC – 2018
Logan LaCourse, Midland MI – 2018

- **Most rbi – 7**

Chaison Miklich, Las Vegas NV – 2018

- **Most total bases – 12**

Austin Colmery, Wilmington DE – 2018

- **Most base on balls – 7**

Tristan Marsh, Randolph Co. NC – 2018

- **Most strikeouts – 5**

Eric Ludman, Wilmington DE – 2018
Jack Dubecq, Wilmington DE – 2018
Matt Poma, Wilmington DE – 2018
Zane Zeppuhar, Gonzales LA – 2018
Aaron Roberts, Las Vegas NV – 2018

- **Most stolen bases – 2**

Eric Ludman, Wilmington DE – 2018
Jack Dubecq, Wilmington DE – 2018
Austin Colmery, Wilmington DE – 2018

- **Most hit by pitch – 2**

Austin Curry, Randolph Co. NC – 2018
Garrett Willis, Midland MI – 2018
Joel Vaske, Dubuque Co. IA – 2018
Braxton Mills, Meridian ID – 2018

- **Most sacrifice hits – 3**

Chris Ludman, Wilmington DE – 2018

- **Most sacrifice flies – 2**

Wil Courtney, Dubuque Co. IA – 2018

DEFENSE

- **Most put outs – 48**

Eric Ludman, Wilmington DE – 2018

- **Most assists – 22**

Nate Thomas, Wilmington DE – 2018

- **Most errors – 3**

Issiah Vega, Meridian ID – 2018
Zach Czerniawski, Las Vegas NV – 2018
Edarian Williams, Las Vegas NV – 2018

- **Highest fielding percentage (min. 18att) – 1.000**

Parker Schmidt, Las Vegas NV (33-4) – 2018
Aaron Roberts, Las Vegas NV (22-4) – 2018
Joseph Vanelli, Braintree MA (23-1) – 2018
Bryce Marsh, Randolph Co. NC (18-3) – 2018
Jack Merrifield, Gonzales LA (15-3) – 2018
Charles Tentinger, Meridian ID (17-1) – 2018

PITCHING

- **Most wins – 2**

Chris Ludman, Wilmington DE – 2018
Jimmy Gamboa, Las Vegas NV – 2018

- **Most losses – 1**

15 pitchers – all in 2018

- **Most saves – 1**

Preston Thrash, Gonzales LA – 2018
Jeff Allen, Midland MI – 2018
Seth Gower, Midland MI – 2018
Alex Nielebeck, Meridian ID – 2018

- **Most shutouts – 2**

Chris Ludman, Wilmington DE – 2018

- **innings pitched – 15.0**

Chris Ludman, Wilmington DE – 2018

- **Most hits allowed – 12**

Evan Schlatter, Midland MI – 2018

- **Most runs allowed – 9**

Jaydon Yancey, Meridian ID – 2018

- **Most earned runs allowed – 8**

Jaydon Yancey, Meridian ID – 2018

- **Most base on balls – 6**

Jack Dubecq, Wilmington DE – 2018
JT Tomovich, Wilmington DE – 2018

- **Most strikeouts – 18**

Jimmy Gamboa, Las Vegas NV – 2018

- **Most hit batters – 4**

Bryce Marsh, Randolph Co. NC – 2018

- **Most wild pitches – 2**

JT Tomovich, Wilmington DE – 2018
Travis Winslow, Randolph Co. NC – 2018
Braxton Davis, Randolph Co. NC – 2018
Riley Harrison, Meridian ID – 2018
Chaison Miklich, Las Vegas NV – 2018

- **Most balks – 2**

Josh Sharman, Las Vegas NV – 2018

- **Most passed balls – 1**

Reid Bouchereau, Gonzales LA – 2018
Joel Vaske, Dubuque Co., IA – 2018

TEAM GAME

OFFENSE

- **Most at bats – 37**

Wilmington DE vs. Midland MI – 2018

- **Fewest at bats – 18**

Meridian CT vs. Las Vegas NV – 2018

- **Most runs scored – 10**

by Las Vegas NV vs. Meridian ID – 2018
by Randolph Co. NC vs. Las Vegas NV – 2018

- **Most hits – 12**

by Las Vegas NV vs. Meridian ID – 2018
by Dubuque Co. IA vs. Braintree MA – 2018
by Randolph Co. NC vs. Las Vegas NV – 2018

- **Fewest hits – 1**

by Gonzales LA vs. Las Vegs NV -- 2018

- **Most two-base hits – 5**

by Dubuque Co. IA vs. Braintree MA – 2018

- **Most three-base hits – 1**

by Wilmington DE vs. Gonzales LA – 2018
by Las Vegas NV vs. Randolph Co. NC – 2018

- **Most home runs – 1**

by Randolph Co. NC vs. Meridian ID – 2018
by Midland MI vs. Meridian ID – 2018
by Las Vegas NV vs. Gonzales LA – 2018

- **Most rbi – 9**

by Randolph Co. NC vs. Las Vegas NV – 2018

- **Most total bases – 17**

by Randolph Co. NC vs. Las Vegas NV – 2018

- **Most base on balls – 9**

by Gonzales LA vs. Wilmington DE – 2018
by Randolph Co. NC vs. Las Vegas NV – 2018

- **Most strikeouts – 9**

by Meridian ID vs. Las Vegas NV – 2018
by Wilmington DE vs. Midland MI – 2018
by Gonzales LA vs. Las Vegas NV – 2018

- **Most stolen bases – 6**

by Wilmington DE vs. Braintree MA – 2018

- **Most stolen bases attempted – 6**

by Wilmington DE vs. Braintree MA – 2018

- **Most hit by pitch – 4**

by Midland MI vs. Randolph Co. NC – 2018
by Wilmington DE vs. Gonzales LA – 2018

- **Most sacrifice hits – 2**

by Gonzales LA vs. Dubuque Co. IA – 2018
by Dubuque IA vs. Gonzales LA – 2018
by Wilmington DE vs. Braintree MA – 2018
by Randolph Co. NC vs. Las Vegas NV – 2018

- **Most sacrifice flies – 2**

by Dubuque Co. IA vs. Gonzales LA -- 2018

DEFENSE

- **Most put outs – 30**

by Wilmington DE vs. Midland MI – 2018
by Midland MI vs. Wilmington DE – 2018

- **Most assists – 16**

by Wilmington DE vs. Midland MI – 2018

- **Most errors – 3**

by Meridian ID vs. Las Vegas NV – 2018

- **Most double plays – 2**

by Randolph Co. NC vs. Meridian ID – 2018
by Wilmington DE vs. Braintree MA – 2018
by Las Vegas NV vs. Randolph Co. NC – 2018
by Midland MI vs. Wilmington DE – 2018

PITCHING

- **Most innings pitched**

by Wilmington DE vs. Midland MI – 2018
by Midland MI vs. Wilmington DE – 2018

- **Most hits allowed**

by Meridian ID VS. Las Vegas NV – 2018
by Braintree MA vs. Dubuque Co. IA – 2018
by Las Vegas NV vs. Randolph Co. NC – 2018

- **Fewest hits allowed**

by Las Vegas NV vs. Gonzales LA -- 2018

- **Most runs allowed – 10**

by Meridian ID vs. Las Vegas NV – 2018
by Las Vegas NV vs. Randolph Co. NC – 2018

- **Fewest runs allowed – 0**

By Wilmington DE vs. Dubuque Co. IA – 2018
By Gonzales LA vs. Braintree MA – 2018
By Las Vegas NV vs. Meridian ID – 2018
BY Wilmington DE vs. Las Vegas NV – 2018

- **Most earned runs allowed – 9**

by Las Vegas NV vs. Randolph Co. NC -- 2018

- **Most base on balls allowed – 9**

by Wilmington DE vs. Gonzales LA – 2018
by Las Vegs NV vs. Randolph Co. NC – 2018

- **Fewest base on balls allowed – 0**

by Dubuque Co. IA vs. Wilmington DE – 2018
by Wilmington DE vs. Dubuque Co. IA – 2018
by Braintree MA vs. Gonzales LA – 2018
by Gonzales LA vs. Braintree MA – 2018
by Las Vegas N vs. Meridian ID – 2018
by Wilmington DE vs. Las Vegas NV – 2018

- **Most strikeouts – 9**

by Las Vegas NV vs. Meridian ID – 2018
by Midland MI vs. Wilmington DE – 2018
by Las Vegas NV vs. Gonzales LA -- 2018

- **Fewest strikeouts – 1**

by Braintree MA vs. Gonzales LA – 2018

- **Most Wild Pitches – 4**

by Randolph Co. NC vs. Meridian ID – 2018

- **Most hit batters – 4**

by Randolph Co. NC vs Midland MI – 2018
by Gonzales LA vs. Wilmington DE -- 2018

SUNDRY

- **Most Left on base – 14**

by Gonzales LA vs. Wilmington DE – 2018

- **Fewest Left on base – 1**

by Gonzales LA vs. Braintree MA – 2018
by Meridian ID vs. Randolph Co. NC – 2018

- **Fastest game (by time)**

2:59 – Midland MI vs. Wilmington DE (10 innings) – 2018
2:53 – Las Vegas NV vs. Randolph Co. NC (7 inn) -- 2018

- **Shortest game (by time)**

1:19 – Gonzales LA vs. Braintree MA – 2018

TEAM TOURNAMENT

OFFENSE

- **Highest batting average – .306**
  by Randolph County NC – 2018
- **Lowest batting average – .197**
  by Braintree MA – 2018
- **Most at bats – 134**
  by Las Vegas NV – 2018
- **Fewest at bats – 68**
  by Meridian ID – 2018
- **Most runs scored – 24**
  by Las Vegas NV – 2018
- **Fewest runs scored – 4**
  by Braintree MA – 2018
- **Most hits – 38**
  by Las Vegas NV – 2018
- **Fewest hits – 15**
  by Braintree MA – 2018
- **Most two-base hits – 9**
  by Wilmington DE – 2018
- **Fewest two-base hits – 0**
  by Gonzales LA – 2018
- **Most three-base hits – 1**
  by Wilmington DE – 2018
  by Las Vegas NV – 2018
- **Fewest three-base hits – 0**
  by six teams – all in 2018
- **Most home runs – 1**
  by Randolph County NC – 2018
  by Las Vegas NV – 2018
- **Fewest home runs – 0**
  by six teams – all in 2018
- **Most rbi – 22**
  by Las Vegas NV – 2018
- **Fewest rbi – 4**
  by Braintree MA – 2018
- **Most total bases—50**
  by Las Vegas NV -- 2018
- **Fewest total bases – 17**
  by Braintree MA – 2018
- **Most base on balls – 17**
  by Wilmington DE – 2018
- **Fewest base on balls – 3**
  by Meridian ID – 2018
- **Most strikeouts – 31**
  by Wilmington DE – 2018
- **Fewest strikeouts – 12**
  by Dubuque County IA – 2018
- **Most sacrifice flies – 2**
  by Wilmington DE – 2018
  by Gonzales LA – 2018
  by Dubuque County IA – 2018
  by Las Vegas NV – 2018
- **Most sacrifice hits: -- 5**
  by Wilmington DE -- 2018
- **Most stolen bases 8**
  by Wilmington NC – 2018
- **Fewest stolen bases – 0**
  by Braintree MA – 2018
  by Dubuque County IA – 2018
- **Most stolen base attempts – 10**
  by Wilmington DE – 2018
- **Fewest stolen base attempts – 1**
  by Braintree MA – 2018
  by Dubuque County IA – 2018
  by Meridian ID – 2018

Defense

- **Most put outs – 115**
  by Wilmington DE -- 2018
- **Fewest put outs – 51**
  by Meridian ID -- 2018
- **Most assists – 57**
  by Wilmington DE -- 2018
- **Fewest assists – 12**
  by Meridian ID -- 2018
- **Most errors – 7**
  by La Vegas NV -- 2018
- **Fewest errors – 2**
  by Gonzales LA -- 2018
- **Most double plays – 4**
  by Wilmington DE – 2018
  by Randolph County NC -- 2018

Pitching

- **Lowest ERA – 1.80**

by Dubuque Co. IA – 2018

- **Highest ERA – 8.47**

by Meridian ID – 2018

- **Most saves – 2**

by Midland MI – 2018

- **Fewest saves – 0**

by Dubuque Co. IA – 2018
by Wilmington DE – 2018
by Las Vegas NV – 2018
by Braintree MA – 2018
by Randolph Co. NC – 2018

- **Most innings pitched – 38.1**

by Wilmington DE – 2018

- **Fewest innings pitched – 17.0**

by Meridian ID -- 2018

- **Fewest hits allowed – 16**

by Dubuque Co. IA -- 2018

- **Most hits allowed – 31**

by Midland MI -- 2018

- **Fewest runs allowed – 7**

by Dubuque IA -- 2018

- **Most runs allowed – 19**

by Randolph Co. NC – 2018
by Meridian ID -- 2018

- **Fewest earned runs allowed – 4**

by Dubuque Co. IA – 2018

- **Most earned runs allowed – 17**

by Randolph Co. NC – 2018

- **Fewest base on balls – 4**

by Dubuque Co. IA – 2018

- **Most base on balls – 18**

by Las Vegas NV – 2018

- **Most strikeout – 33**

by Las Vegas NV -- 2018

- **Fewest strikeouts – 9**

by Braintree MA – 2018

- **Fewest wild pitches – 1**

by Midland MI -- 2018

- **Most wild pitches – 5**

by Randolph Co. NC -- 2018

- **Fewest hit batters – 0**

by Dubuque Co. IA – 2018

- **Most hit batters – 7**

by Wilmington DE -- 2018

- **Most balks – 2**

by Las Vegas NV – 2018

- **Most passed balls – 1**

by Gonzales LA – 2018
by Dubuque Co. IA – 2018

- **Most home runs allowed – 2**

by Meridian ID – 2018

SUNDRY RECORDS

Includes all ALWS years unless noted

- **Longest game (innings)**

14 – Brooklawn NJ beat Bedford MA, 5-4 – 1994
14 – West Covina CA beat Manchester NH, 1-0 – 1970
14 – Springfield OH beat Omaha NE, 3-1 – 1968
14 – Manchester NH beat Nashville TN, 9-8 – 1966
14 – Spartanburg SC beat San Diego CA, tie 8-8 – 1938
14 – South Chicago IL beat Columbia SC, 1-0 – 1931

- **Longest game (time)**

4:40 – Spartanburg SC vs. San Diego CA – 1938 (14 inn.)

- **Shortest game (innings)**

5 – Yonkers NY vs. El Dorado KN – 1926*
5 – Las Vegas NV vs. Meridian ID – 2018 (10-run rule)

*indicates that game was called so legion officials could attend convention parade in Philadephia.

- **Shortest game (time – nine innings)**

1:27 – Henderson NV vs. Shrewsbury MA – 2017

- **Shortest game (time – seven innings)**

1:19 – Gonzales LA vs. Braintree MA – 2018

- **Most appearances (team)**

17 – Omaha NE
1939-1948-1961-1963-1965-1968-1970-1981-1985
1994-2000-2001-2008-2012-2015-2016-2017

16 – Brooklawn NJ
1960-1961-1984-1991-1992-1994-1998-1999-2000
2001-2005-2011-2012-2013-2014-2015

15 – New Orleans LA
1929-1930-1932-1934-1937-1943-1946-1956-1960
1962-1964-1980-1983-2012-2015

14 – Cincinnati OH
1944-1946-1947-1949-1951-1952-1955-1957-1958
1961-1969-1973-1987-1988

Note: Omaha, New Orleans and Cincinnati are multiple entries in World Series.

- **Most appearances (individual)**

4 – Mike Rucci, Brooklawn NJ 1998-1999-2000-2001
3 – Erik Van Meetren, Las Vegas NV 2008-2009-2010
3 – Mike Boddicker, Cedar Rapids IA 1974-1975-1976
3 – Dave McNally, Billings MT 1960-1961-1962

- **Consecutive appearances (team)**

5 – Brooklawn NY 2011-2012-2013-2014-2015
4 – Las Vegas NV 2008-2009-2010-2011*
4 – Brooklawn NJ 1998-1999-2000-2001

*Note: Bishop Gorman of Las Vegas played in 2008-09-11 Series while Sierra Vista played in the 2010 Series. Different teams but same city.

- **Most times in finals**

9 – Cincinnati OH 1944-1947-1949-1952-1955-1957-1958 1961-1988

Note: if you include Metairie (suburban New Orleans metro area), New Orleans totals is 10 trips to finals.

- **Most championships**

7 – Cincinnati OH 1944-1947-1952-1955-1957-1958-1961 1988

- **Consecutive championships**

2 – Brooklawn NJ 2013-2014
2 – Rio Piedras PR 1973-1974
2 – West Covina CA 1970-1971
2 – Cincinnati OH 1957-1958
2 – Oakland CA 1949-1950

- **Most tournament games**

69 – Brooklawn NJ in 16 appearances
61 – New Orleans LA in 15 appearances*
57 – Omaha NE in 17 appearances
52 – Cincinnati OH in 14 appearances

*Note: if you include suburban Metairie (metro New Orleans LA), the total jumps to 75 games in 18 appearances

- **Most tournament games won**

44 – Brooklawn NJ (44-25) in 16 appearances
36 – Cincinnati OH (36-16) in 14 appearances

Note: metro New Orleans with 43 (including Metairie)

- **Most tournament games lost**

26 – New Orleans LA (34-26-1) in 15 appearances*

*Note: metro New Orleans with 43-31-1 in 18 appearances

- **Most wins by championship club**

71 – Mayo MD (71-7) 1990

- **Most losses by championship club**

22 – Yakima WA (52-22) 1975

- **Fewest wins by championship club**

19 – Oakland CA (19-0) 1928

- **Fewest losses by championship club**

0 – Oakland CA (19-0) 1928
0 – Yonkers (22-0) 1926

- **Highest win percentage by championship club**

1000 – Oakland CA (19-0) 1928
1000 – Yonkers NY (22-0) 1926

- **Lowest win percentage by championship club**

.698 – Upland CA (37-16) 1964

- **Most runs scored tournament (ALWS—9 only)**

282 – Las Vegas NV in 1998 (15 games)

- **Most runs scored ALWS-7 only**

109 – Shelby NC in 2018 (15 games)

- **Fewest runs scored tournament (ALWS—9 only)**

79 – Memphis TN in 1967 (15 games)

- **Fewest runs scored tournament (ALWS—7 only)**

109 – Shelby NC in 2018 (15 games)

- **Most two-base hits tournament (ALWS—9 only)**
- **Most two-base hits tournament (ALWS—7 only)**
- **Most Triples tournament (ALWS—9 only)**
- **Most Triples tournament (ALWS—7 only)**
- **Most Home Runs (ALWS—9 only)**
- **Most Home Runs (ALWS—7 only)**
- **Fewest Home runs (ALWS only)**
- **Most one-run games (ALWS only)**
- **Fewest one-run games (ALWS only)**
- **Most shutouts (ALWS only)**
- **Fewest shutouts (ALWS only)**
- **Most extra inning games (ALWS only)**
- **Most sacrifices (inning/individual)**
- **Most sacrifices (inning/team)**

NEW ERA NATIONAL COMPETITION RECORDS

- **Highest batting average**

.555 by Sam Link, (15-of-27) Dubuque Co. IA – 2018

- **Most rbi**

15 by Bryce Marsh, Randolph Co. NC – 2018

- **Most total bases**

21 by Austin Colmery, Wilmington DE – 2018

20 by Dawson Painter, Randolph Co. NC -- 2018

- **Most strikeouts (by pitchers)**

25 by Jimmy Gamboa, Las Vegas NV – 2018

NOTE: the above statistical categories are based on national competition which is national regional and World Series games.

NEW ERA TOURNAMENT RECORDS

Batting average

- .255 (198-of-776) in 2018

At Bats

- 776 in 2018

Runs

- 109 in 2018

Hits

- 198 in 2018

Two-base hits

- 37 in 2018

Three-base hits

- 2 in 2018

Home Runs

- 3 in 2018

Total Bases

- 248 in 2018

Base on Balls

- 90 in 2018

Strikeouts

- 155 in 2018

Stolen Bases

- 19 in 2018

Stolen Base attempts

- 26 in 2018

Earned Run average

- 3.76 in 2018

Saves

- 4 in 2018

Innings pitched

- 205.2 in 2018

Strikeouts

- 155

Base on Balls

- 90

Earned Runs

- 86

Earned Run Average

- 3.76

Special note:

Beginning with 2018 national tournament competition (regional tournaments and World Series), all games are scheduled for seven innings (unless shorten by mercy rule or extended by extra innings). New Era records will include games from 2018-present with exception to certain Sundry records. Individual/team game and ALWS records will reflect records based on reduction of play from nine to seven innings.

For complete list of ALL records (1926-2017 and 2018-present), please see John Guinozzo.

American Legion World Series performances/ Records in the nine-inning era

Note: game records (individual/team/two-team) include World Series games only. Tournament records, those that include (individual/team/tournament) come from national competition (national regional and World Series games) unless noted

Game records
Individual, team, two-team
Offense

MOST AT BATS

INDIVIDUAL

7 by Dan Henning (Bellingham WA vs. Branford CT)—2007
7 by Rhett Fenton (Bellingham WA vs. Branford CT)—2007
7 by Taylor Schneck (Bellingham WA vs. Branford CT)—2007
7 by T.J. Fife (Bellingham WA vs. Branford CT)—2007
7 by Mike Olt (Branford CT vs. Bellingham WA)—2007
7 by James Balzano (Branford CT v. Bellingham WA)—2007
7 by Doug Papuga (Branford CT v. Bellingham WA)—2007
7 by Andrew Johnson (Branford CT v. Bellingham W)—2007
7 by Preston Young (Danville CA vs. Omaha NE)—2001
7 by Sean Yarbrough (Paducah KY vs. Omaha NE)—2000
7 by Eddie Hannan (Paducah KY vs. Omaha NE)—2000
7 by J.D. Merritt (Paducah KY vs. Omaha NE)—2000
7 by Al Smith (Omaha NE vs. Paducah KY)—2000
7 by Ryan Gilleland (Bedford VA vs. Brooklawn NJ)—1994
7 by Brandon Ingle (Bedford VA vs. Brooklawn NJ)—1994
7 by Glen Ambrosius (Brooklawn NJ) vs. Bedford VA)—1994
7 by Ryan Rasmussen (Chino CA vs. Miami FL)—1994
7 by Jerry DeSimone (DesPlaines IL vs. Warwick RI)—1976
7 by John Rabel (West Quincy MA vs. Cheverly MD)—1975
7 by Mike Depolo (West Quincy MA vs. Cheverly MD)—1975
7 by John Matias (Honolulu HI vs. West Allis WI)—1962
7 by Ron Radlowski (South Chicago IL vs. Colmbia SC)—1931

TEAM

56 by Branford CT vs. Bellingham WA (13 innings)—2007

TWO-TEAMS

111 – Branford CT (56) v. Bellingham W (55) (13inn)—2007

MOST RUNS

INDIVIDUAL

5 by Reid Akau (Waipahu HI vs. Wilmington NC)—2013
5 by Brian Kekee (Jefferson City MO vs. Brooklawn NJ)—1998
5 by Burke Eathorne (Bellevue WA vs. Columbia TN)—1995
5 by Dan Catlin (East Hartford CT vs. Medford OR)—1992
5 by Scott Hughes (Cincinnati OH vs. Kingston NY)—1988
5 by Mitch Hannahs (Maynard OH vs. Cedar Rapids IA)—1986
5 by Ron Ramie (Honolulu HI vs. West Allis WI)—1962

TEAM

25 by Jefferson City MO vs. Brooklawn NJ (7 innings)—1998
23 by Yonkers NY vs. Pocatello ID—1926
23 by Omaha NE vs. Roseburg OR—1963

TWO-TEAM

34 – Oakland CA (22) vs. Bristol RI (12)—1950

MOST HITS

INDIVIDUAL

6 by Joel Perez (Guaynabo PR vs. Woodland Hills CA)—1989
6 by Jorge Robles (Guaynabo PR vs. Roseburg OR)—1984

TEAM

22 by Milton MA vs. Lawrence KS—2006
22 by Corvallis OR vs. Whitehouse MN—2003
22 by Edina MN vs. Chino CA—1983
22 by Tulsa OK vs. Manchester NH—1970
22 by Oakland CA vs. Bristol RI—1950

TWO-TEAM

37 – Branford CT (19) vs. Bellingham WA (18)—2007
37 – Paducah KY (19) vs. Omaha NE (18)—2000
37 – Omaha NE (19) vs. Hamilton Square NJ (18)—2000

MOST TWO-BASE HITS

INDIVIDUAL

4 by Jason Williams (Gonzales LA vs. Brooklawn NJ)—1991
4 by Mike Maupin (Richmond VA vs. Kokomo IN)—1982
4 by Scott Gilbert (Boyertown PA vs. Lafayette CA)—1982

TEAM

9 by Sanford FL vs. Medford OR—1997

TWO-TEAM

13 – Omaha NE (8) vs. Brooklawn NJ (5)—2001
13 – Sanford FL (9) vs. Medford OR (4)—1997

MOST THREE-BASE HITS

INDIVIDUAL

2 by Nick Ciolli (Terre Haute IN vs.Metairie LA)—2006
2 by Josh Sowell (Dothan AL vs. Woodbury MN)—2005
2 by Chris Wright (State College PA vs. Cherryville NC)—1998
2 by Jason Funk (Saverna Park MD vs. Bristol CT)—1997
2 by Dominick Crispo (Bellevue WA vs. Columbia TN)—1995
2 by Will Vespe (Brooklawn NJ vs. Guaynabo PR)—1984
2 by Jorge Robles (Guaynabo PR vs. Roseburg OR)—1984
2 by Mike Halloran (Edina MN vs. Boyertown PA)—1983
2 by Steve Nepa (Wilmington DE vs. Manchester NH)—1967
2 by Bob Fry (Billings MT vs. Brooklawn NJ)—1960

TEAM

4 by Bellevue WA vs. Columbia TN—1995
4 by Brooklawn NJ vs. Las Vegas NV—1984

TWO-TEAM

4 – Rockport IN (2) vs. Las Vegas NV (2)—1984
4 – Bellevue WA (4) vs. Columbia TN (0)—1995
4 – Brooklawn NJ (4) vs. Las Vegas NV (0)—1984

MOST HOME RUNS

INDIVIDUAL

3 by Marc Damon (Tuscon AZ vs. Branford CT)—2007

TEAM

7 by Tucson AZ vs. Branford CT—2007
7 by Cherryville NC vs. Corvallis OR—2003

TWO-TEAM

11 – Tucson AZ (7) vs. Branford CT (4)—2007

MOST TOTAL BASES

INDIVIDUAL

12 by Marc Damon (Tucson AZ vs. Branford CT)—2007
12 by Ryan Lymangrover (Danville CA vs. Paducah KY)—2000

TEAM

44 by Tucson AZ vs. Branford CT—2007

TWO-TEAM

72 – Tucson AZ (44) vs. Branford CT (28)—2007

MOST RBI

INDIVIDUAL

8 by Chris Wright (State College PA vs. Cherryville NC)—1998
8 by Erick Gomez (Chino CA vs. Omaha NE)—1994
8 by Jeff Bajenaru (Chino CA vs. Miami FL)—1994

TEAM

22 by Jefferson City MO vs. Brooklawn NJ—1998
22 by Omaha NE vs. Roseburg OR—1963

TWO-TEAM

31 – Sacramento CA (17) vs. West Covina CA (14)—1985

MOST HIT BY PITCH

INDIVIDUAL

2 by Bryan Kloetzke (Woodbury MN vs. Dothan AL)—2005
2 by Brock Alexander (Cherryville NC vs. Corvallis OR)—2003
2 by Dan Lyons (Rochester MN vs. Corvallis OR)—2003
2 by Zach Marker (Corvallis OR vs. Whitehouse OH)—2003
2 by Matt Webb (Blue Springs MO vs. Northridge CA)—2003
2 by Jason Sparks (Whitehouse OH vs. Corvallis OR)—2003
2 by Lucas Ripa (Omaha NE vs. Kennewick WA)—2016
2 by Caleb Helms (Rockport IN vs. Kennewick WA)—2016
Also tied by 26 other players.

TEAM (batting)

7 by Rowan County NC vs. San Mateo CA—2016

TWO-TEAM (batting)

7 – Rowan County NC (7) vs. San Mateo CA (0)—2016

MOST BASE ON BALLS

INDIVIDUAL

4 by Ryan Walsh (Petaluma WA vs. Brooklawn NJ)—2013
4 by Tyler Kipke (Woodbury MN vs. Branford CT)—2005
4 by Todd Haug (Edwardsville IL vs. Las Vegas NV)—1998
4 by Chris Streeter (Midland MI vs. Rockland CO NY)—1996
4 by Andrew Hoffman (Midland MI v. Rockland CO NY)—1996
4 by Brian Ogle (Rapid City SD vs. Rockland CO NY)—1993
4 by Clyde Keller (Sacramento CA vs. Omaha NE)—1985
4 by Tim Gallagher (Brooklawn NJ vs. Rockport IN)—1984
4 by Herb Dubler (Brooklawn NJ vs. Rockport IN)—1984
4 by Keith Ayers (Rockport IN vs. Millington TN)—1984
4 by Darren Bren (Rapid City SD vs. Roseburg OR)—1984
4 by Keith Komeiju (Honolulu HI vs. New Orleans LA)—1980

TEAM

17 by Petaluma WA vs. Brooklawn NJ—2013
17 by Maynard OH vs. Cedar Rapids IA—1986

TWO-TEAM

26 – Maplewood MN (14) vs. San Diego CA (12)—1954

MOST STRIKEOUTS

INDIVIDUAL

4 by Andrew Smith (Kernersville NC vs. Midwest City OK—2010
4 by Garrett Robinson (Kernersville NC vs. Branford CT--2010
4 by Chris Moon (Tucson AZ vs. Branford CT)—2007
4 by Bryan Barth (Brooklawn NJ vs. Enid OK)—2005
4 by Greg Laughlin (Eden Prairie MN v. Kennewick WA)—2004
4 by Brett Brunner (Corvallis OR vs. Cherryville NC)—2003
4 by Brian Smith (Rockland Co. NY vs. West Point MS)—2002
4 by Randy Causey (Columbia SC vs. Danville CA)—2000
4 by Jared Kelly (Columbia SC vs. Texas City TX)—2000

TEAM

21 by Columbia SC vs. Danville CA—2000 (13 innings)
21 by Manchester NH vs. West Covina CA—1970 (14 innings)

TWO-TEAM

30 – Columbia SC (21) vs. Danville CA (9)—2000 (13 innings)

MOST TOTAL SACRIFICES

INDIVIDUAL

3 by Daryl Moore (Yakima WA vs. Moorhead MN)—1988
Note: Moore collected 2 sac flies and 1 sac bunt

MOST SACRIFICE HITS

INDIVIDUAL

2 by Trent Hulse (Enid OK vs. Brooklawn NJ)—2005
2 by Kenny Thorpe (Boyertown PA vs. Eden Prairie MN)—2004
Also tied by 34 other players.

TEAM

6 by Lake Oswego OR vs. Rockport IN—1974
6 by Rio Piedras PR vs. Metairie LA—1974
6 by Memphis TN vs. Klamath Falls OR—1968

TWO-TEAM

7 –Sacramento CA (4) vs. Bellevue WA (3)—1981
7 – Lake Oswego OR (6) vs. Rockport IN (1)—1974
7 –Rio Piedras PR (6) vs. Metairie LA (1)—1974

MOST SACRIFICE FLIES

INDIVIDUAL

2 by Juan Garcia (Rowan County NC vs. San Mateo CA)—2016
2 by Alex Rapanos (Midland MI vs. Eden Prairie MN)—2011
2 by Scott Brown (Portland ME vs. Boulder CO)—2004
2 by Kurt Wells (Whitehouse OH vs. West Deptford NJ)—2003
2 by Daryl Moore (Yakima WA vs. Moorhead MN)—1988
2 by David Virga (Sacramento CA vs. Owensboro KY)—1981
2 by Tony Andrea (Trumbull CT vs. W. Palm Beach FL)—1977
2 by Doug Hopper (Wilmington DE vs. Manchester NH)—1967

TEAM

4 by Midland MI vs. Eden Prairie MN--2011

TWO-TEAM

4 by Omaha NE (2) vs. Brooklawn NJ (2)—2001

MOST STOLEN BASES

INDIVIDUAL

6 by Tomas Gil (Hialeah FL vs. Allen Park MI)—1978
6 by Edward Heydash (West Hartford CT vs. Detroit MI)—1959

TEAM

19 by West Hartford CT vs. Detroit MI—1959

TWO-TEAM

25 – West Hartford CT (19) vs. Detroit MI (6)—1959

INDIVIDUAL (stolen bases in inning)

3 by Robbie Podrosky (Gonzales LA vs. Petaluma CA)—2013. Note: Podorsky is only player to steal second, third and home in same inning)

TRIPLE STEAL

1 by Metairie LA (sixth inning: Kevin Weidenbacher stole second, Tyler Koelling stole third and Brett Accardo stole home) vs. Midlothian VA—2007

Pitching

NO-HIT (complete) GAMES

- Richard Schroeder (Santa Monica CA vs. Cedar Rapids IA)—1976 (Game went ten innings. Santa Monica won 1-0)
- Gene Guerriero (Staten Island NY vs. Springfield MA)—1968. Staten Island won 2-0

ONE-HIT (complete) GAMES

- Chris Moon (Tucson AZ vs. Bryant AR)—2007. Tucson won 6-1.
- Bradley Tercero (Bellevue WA vs. Portland ME)—1995. Game went 7 innings. Bellevue won 11-1.
- Kevin Eberwein (Las Vegas NV vs. Rockland CO NY)—1993. Las Vegas won 12-0.
- Clyde Keller (Sacramento CA vs. MidlothianVA)—1985. Sacramento won 1-0.
- Luis Sanchez (Hialeah FL vs. East Springfield MA)—1978. Hialeah won 6-1.
- Mike Innes (Tuscaloosa AL vs. Oakland CA)—1966. Tuscaloosa won 6-2.
- Steve Chamberlain (Portland OR vs. Berlin NH)—1965. Portland won 3-0.
- Bob Boyd (Charlotte NC vs. Upland CA)—1964. Charlotte won 2-0.
- Jim Harwell (New Orleans LA vs. Yonkers NY)—1956. New Orleans won 2-0.
- Boots Kent (Shelby NC vs. Oak Park IL)—1945. Shelby won 2-1 in 10 innings. Kent pitched nine innings of no-hit ball allowing a hit and run in tenth inning.
- Wes Kennerly (San Diego CA vs. Berwyn IL)—1941. San Diego won 1-0.
-

MOST INNINGS PITCHED

INDIVIDUAL

14 by Al Lawler (South Chicago IL vs. Columbia SC)—1931
14 by Kirby Higbe (Columbia SC vs. South Chicago IL)—1931

TEAM

14 by Brooklawn NJ vs. Bedford VA—1994
14 West Covina CA vs. Manchester NH—1970
14 Springfield OH vs. Omaha NE—1968
14 Manchester NH vs. Nashville TN—1966
14 Spartanburg SC vs. San Diego CA—1938
14 South Chicago IL vs. Columbia SC—1931

MOST RUNS ALLOWED

INDIVIDUAL

14 by Jonathan Kuetz (Excelsior MN vs. Las Vegas NV)—1998

TEAM

25 by Brooklawn NJ vs. Jefferson City MO—1998

TWO-TEAM

34 – Bristol RI (12) vs. Oakland CA (22)—1950

MOST EARNED RUNS ALLOWED

INDIVIDUAL

13 by Jonathon Kuetz (Excelsior MN vs. Las Vegas NV)—1998

TEAM

18 by Bristol RI vs. Oakland CA—1950

TWO-TEAM

28 – Bristol RI (18) vs. Oakland CA (10)—1950

MOST HITS ALLOWED

INDIVIDUAL

17 by Mark Pedeersen (New Brighton MN vs. Sanford FL)—1997

TEAM

22 by Whitehouse OH vs. Corvallis OR—2003
22 by Chino CA vs. Edina MN—1983
22 by Manchester NH vs. Tulsa OK—1970
22 by Bristol RI vs. Oakland CA—1950

TWO-TEAM

34 – Bristol RI (12) vs. Oakland CA (22)—1950

MOST STRIKEOUTS

INDIVIDUAL

19 by Dave Lemonds (Charlotte NC vs. Omaha NE)—1965
19 by Garry Hill (Charlotte NC vs. Omaha NE)—1965
19 by Dave McNally (Billings MT vs. Brooklawn NJ)—1960

SEVEN-INNING GAME STRIKEOUT

15 by Kevin Hill (Midwest City OK vs. Chesapeake VA)--2010

TEAM

21 by Danville CA vs. Columbia SC—2000 (13 innings)
21 by West Covina CA vs. Manchester NH—1970 (14 innings)

TWO-TEAM

30 – Danville CA (21) vs. Columbia SC (9)—2000 (13 innings)

MOST HOME RUNS ALLOWED

INDIVIDUAL

3 by Brian Monack (Branford CT vs. Tucson AZ)--2007
3 by Brett Brunner (Corvallis OR vs. Cherryville NC)—2003
3 by Alex DeAngelis (Corvallis OR vs. Cherryville NC)—2003
3 by Peter Nemeth (Midland MI vs. Rockland Co. NY)—1996
Note: Monack gave up three HRs in just one inning (4) pitched

TEAM

7 by Branford CT vs. Tucson AZ—2007
7 by Corvallis OR vs. Cherryville NC—2003

TWO-TEAM

9 by Guaynabo PR (3) vs. Midlothian VA (6)—1985

MOST BASE ON BALLS ALLOWED

INDIVIDUAL

12 by Mike Pstragowski (Manchester NH vs. Memphis TN)—1967

TEAM

17 by Brooklawn NJ vs. Brooklawn NJ vs. Petaluma CA—2013
17 by Cedar Rapids IA vs. Maynard OH—1986

TWO-TEAM

26 – San Diego CA (12) vs. Maplewood MN (14)—1954

MOST WILD PITCHES

INDIVIDUAL

5 by Madison Boer (Eden Prairie MN vs. Boyertown PA)—2007

TEAM
8 by Texarkana AR vs Rowan County NC)—2016 (12 innings)
TWO-TEAM
10 by Danville CA (7) vs. Lewiston ID (3)—2001

MOST HIT BATTERS
INDIVIDUAL
4 by Chad Billingsley (Napoleon OH vs. Lewiston ID)—2001
4 by J.P. George (Bloomington MN vs. Kennewick WA)—1999
4 by Pat Muncher (Bedford VA vs. Salem OR)—1994
TEAM
7 by Texarkana AR vs. Rowan County NC—2016
TWO-TEAM
8 – by Rowan County NC (2) vs. Kennewick WA (6)—2016

Fielding

TOTAL PUTOUTS
INDIVIDUAL (first base)
19 by Travis Goins (Rowan County NC vs. Rapid City SD)—1996 (10inn)
19 by Mike Barnard (Des Plaines IL vs. Warwick RI)—1976 (13 innings)
NINE INNING (regular game)
17 by Weston Bryan (Petaluma CA vs. Waipahu HI)—2013
17 by Colin Dolan (Wilmington NC vs. Branford CT)--2013

INDIVIDUAL (infielder)
8 by Mike Ramseth (Edina MN vs. Grand Junction CO)—1982
INDIVIDUAL (catcher)
20 by Tim Gilhooly (Danville CA vs. Columbia SC)—2000 (13 innings)
INDIVIDUAL (outfielder)
8 by Pat Desimone (Des Plaines vs. Metairie LA)—1976
TEAM
52 by Brooklawn NJ and Bedford VA—1994
52 by West Covina CA and Manchester NH—1970
52 by Springfield OH and Omaha NE—1968
52 by Spartanburg SC and San Diego CA—1938
52 by South Chicago IL and Columbia SC—1931
Note: all games above went 14 innings
TWO-TEAM
104 – Spartanburg SC (52) vs. San Diego Ca (52)—1938
Game ended in 8-8 tie after 14 innings.
104 by Brooklawn NJ and Bedford VA—1994
104 by West Covina CA and Manchester NH—1970
104 by Spartanburg SC and San Diego CA—1938
104 by South Chicago IL and Columbia SC—1931

TOTAL ASSISTS
INDIVIDUAL (infielder)
10 by Ronny Woods (ss) (Dothan AL vs. Excelsior MN)—2002
INDIVIDUAL (outfielder)
3 by Mike Sinclair (Detroit MI vs. Hampton VA)—1959
INDIVIDUAL (catcher)
3 by Jerry Vaughn (Tulsa OK vs. Yakima WA)—1979
3 by Fred Combs (Phoenix AZ vs. Cincinnati OH)—1961
INDIVIDUAL (pitcher)
6 by Shane Robinson (Russellville AR vs. Blessfield MI)—1994
6 by Darryl Schoenly (Boyertown PA vs.Hamlet NC)—1983
6 by Dave Magadan (West Tampa FL vs. Omaha NE)—1981
6 by Mike Boddicker (Cedar Rapids IA vs. Santa Monica CA)—1976
6 by Scott Simonds (Cincinnati OH vs. Phoeniz AZ)—1961
6 by Harry Amato (Springfield OH vs. Minneapolia MN)—1943
6 by Bob Danielson (Minneapolis MN vs. Springfield OH)—1943
6 by Wes Kennerly (San Diego CA vs. Beryn IL)--1941
TEAM
26 by DesPlaines IL vs. Warwick RI—1976 (13 innings)
TWO-TEAM
47 – DesPlaines IL (26) vs. Warwick RI (21)—1976 (13 innings)

PASSED BALLS
INDIVIDUAL
3 by Colin Gilbert (Napoleon OH vs. Danville CA)—2000

TOTAL ERRORS
INDIVIDUAL (infielder)
4 by Casey Garven (2b) (Bloomington MN vs. Portland ME)—1999
4 by Harry Rivera (ss) (East Hartford CT vs. Brooklawn NJ—1992
4 by Tony Aquino (ss) (Las Vegas NV vs. Brooklawn NJ)—1984
4 by Steve Routos (ss) (Bellevue WA vs. Richmond VA)—1981
INDIVIDUAL (outfielder)
2 by John Ivie (Columbia TN vs. Eden Prairie MN)—2007
2 by Matt Webb (Blue Springs MO vs. Haddon Heights NJ)--2003
INDIVIDUAL (catcher)
3 by Mike Pratt (El Dorado KN vs. Yonkers NY)--1926
INDIVIDUAL (pitcher)
2 by Tom Taylor (Los Angeles CA vs. Manchester NH)--1942
TEAM
14 by Roseburg OR vs. Omaha NE—1963
TWO-TEAM
16 – Northbrook IL (12) vs. Oakland CA (4)—1966
16 – Roseburn OR (14) vs. Omaha NE (2)—1966

TOTAL DOUBLE PLAYS (turned)
TEAM
4 by Burnsville MN vs. Brooklawn NJ—2013
4 by Las Vegas NV vs. Midland MI—2011
4 by Las Vegas NV vs. Moline IL—2010
4 by Corvallis OR vs. Rochester MN—2003
4 by State College PA vs. Jefferson City MO—1998
4 by Rapid City SD vs. Rockland CO NY—1993
4 by Los Angeles CA vs. Manchester NH—1942
TWO-TEAM
6 by Las Vegas NV (4) vs. Midland MI (2)—2011
6 by Pasco Twin Cities WA (3) vs. Brooklawn NJ (3)—2005
6 by Medford OR (3) vs. Rapid City SD (3)—2002

TRIPLE PLAYS
TEAM
1 by Deland FL vs. Portland ME—2004 (fifth inning)
1 by Rockland CO NY vs. Rapid City SD—1996 (third inning)
1 by Wilmington Manor DE vs. Manchester NH—1967 (1 inning)
1 by Enid OK vs. Oakland CA—1966 (seventh inning)
1 by Cincinnati OH vs. Portland OR—1957 (fifth inning)
1 by Oakland CA vs. Cincinnati OH—1949 (third inning)

LEFT ON BASE
TEAM
20 by Danville CA vs. Omaha NE—2001
TWO-TEAM
32 – Warwick RI (17) vs. DesPlaines IL (15)—1976 (13 innings)

Individual, team, two-team Tournament records (national competiton games*)

Offense

MOST AT BATS

INDIVIDUAL

60 by Tom Proutt, Cincinnati OH—1955

TEAM

438 by Pasco Twin Cities WA—2005

MOST RUNS

INDIVIDUAL

23 by David Ward, New Orleans LA—1983

TEAM

133 by New Brighton MN—1999

MOST HITS

INDIVIDUAL

30 by Chito Martinez, New Orleans LA—1983

TEAM

161 by Medford OR—1997

MOST TWO-BASE HITS

INDIVIDUAL

11 by Nate Philo, Medford OR—1997

TEAM

41 by Chino CA—1994

MOST THREE-BASE HITS

INDIVIDUAL

5 by Bill Wilson, Cedar Rapids IA—1975
5 by Horace Tucker, San Diego CA—1952

TEAM

12 by San Diego CA—1954

MOST HOME RUNS

INDIVIDUAL

9 by Marc Damon, Tucson AZ—2007

TEAM

36 by Tucson AZ--2007

MOST EXTRA BASE HITS

INDIVIDUAL

14 by Nate Philo, Medford OR—1997
Note: 11 doubles, 2 triples, 1 home run

TEAM

57 by Medford OR—1997 (35—2B, 4—3B, 18—HR)

MOST RBI

INDIVIDUAL

30 by John Cruz, Yakima WA—1979

TEAM

120 by Tucson AZ--2007

MOST BASE ON BALLS

INDIVIDUAL

14 by Matt Sinatro, Bellevue WA—2012

TEAM

95 by Brooklawn NJ—1984

MOST STRIKEOUTS (by hitter)

INDIVIDUAL

15 by John Engers, Danville CA—2000
15 by Clyde Williams, Sanford FL—1997

TEAM

95 by Lewiston ID—2001

MOST STOLEN BASES

INDIVIDUAL

14 by TJ White, Las Vegas NV—2011
14 by Brian Musselman, Boyertown PA—1986
14 by Tomas Gil, Hialeah FL—1978
14 by Rene White, Memphis TN—1973

TEAM

56 by Midwest City OK—2010
56 by Boyertown PA—2004

MOST SACRIFICES

INDIVIDUAL

10 by Kyle Geason, Eden Prairie MN (7F/3H)—2007

TEAM

24 by Eden Prairie MN—2007

HIGHEST BATTING AVERAGE

INDIVIDUAL

.679 by Doug Palmer, New Ulm MN—1978

TEAM

.396 by Edwardsville IL—1998 (147—371)

Pitching

MOST APPEARANCES (starter/reliever)

INDIVIDUAL

9 by Tris Lipscomb, Midlothian VA—1985

MOST APPEARENCES (reliever)

INDIVIDUAL

8 by Michael Badger, Rochester MN—2003

MOST INNINGS PITCHED

INDIVIDUAL

51.0 by Butch Vargas, Oakland CA—1966

MOST STRIKEOUTS (1960 and 8-team format)

INDIVIDUAL

69 by Chris Mason, Cherryville NC—2003

Note: current format includes national regional and World Series tournaments.

TEAM

106 by Sacramento CA—1985

MOST STRIKEOUTS (including sectionals)

INDIVIDUAL

84 by Wayne Thompson, Maplewood MN—1954
Note: including sectionals, national regionals and World Series tournaments.

MOST BASE ON BALLS

INDIVIDUAL

32 by Pete Torgenson, Rapid City SD—1984

TEAM

69 by Yardley PA—1996

MOST WILD PITCHES

INDIVIDUAL

7 by Madison Boer, Eden Prairie MN—2007

TEAM

19 by Chino CA—1994

MOST VICTORIES (national competition)

INDIVIDUAL

6 by Butch Vargas (6-0), Oakland CA—1966
6 by Bob Miller (6-0), St. Louis MO—1956
6 by Bill Joyce (6-0), Buffalo NY—1929
6 by Charles Hardt (6-0), Oakland CA—1928

MOST VICTORIES (ALWS only)

INDIVIDUAL

3 by Scott Beasley, Columbia TN—2007
3 by Tris Lipscomb, Midlothian VA—1985
3 by John Babel, Boyertown PA—1980
3 by Butch Vargas, Oakland CA—1966
3 by Jim Harwell, New Orleans LA—1956
3 by Bob Miller, St. Louis MO—1956

MOST SAVES

INDIVIDUAL

5 by Jeff Malm, Las Vegas NV--2008

TEAM

6 by Enid OK—2005
6 by Rockport IN--2016

MOST COMBINED WINS/SAVES

INDIVIDUAL

7 by Tris Lipscomb (5-0 with 2 saves), Midlothian VA—1985

LOWEST ERA (min. 20 innings)

INDIVIDUAL

0.00 by Matt Brown, Danville CA—2000
0.00 by Fernando Rodriguez, Miami FL—1994
0.00 by Ken Fila, Omaha NE—1965

TEAM

1.05 by Danville CA—2000

Fielding

MOST PUTOUTS

INDIVIDUAL

122 by Geoffrey Kirksey (1B), Paducah KY—2000

TEAM

318 by Enid OK—2005

MOST ASSISTS

INDIVIDUAL

41 by Andy Neufeld (SS), Sanford FL—1997
41 by Brandon Sullivan, Boyertown PA—2007

TEAM

144 by Gonzales LA—1996

MOST ERRORS

INDIVIDUAL

13 by Todd Bramble (SS), Salem OR—1994

TEAM

38 by Bellevue WA—1995

FEWEST ERRORS

TEAM (current format)

6 by Chapin Newberry SC—2015
6 by New Orleans LA—2012

MOST DOUBLE PLAYS

TEAM

18 by Texarkana AR—2016

MOST TRIPLE PLAYS

TEAM – 1

Deland FL—2004
Rockland County NY—1996
Wilmington Manor DE—1967
Enid OK—1966
Cincinnati OH—1957
Oakland CA—1949

HIGHEST FIELDING PCT.

INDIVIDUAL (min. 100 chances)

1.000 by John Brue (1B), Brooklawn NJ—2012
1.000 by Russell Bourland (1B), West Point MS—2002

TEAM

.978 by New Orleans LA—2012
.978 by Cherryville NC—2003

Sundry records

MOST RUNS (inning)

TEAM

13 by Cincinnati OH vs. Kingston NY—1988 (third inning)

TWO-TEAM

15 by Las Vegas NV (8) vs. Excelsior MN (7)—1998 (fourth inning)

MOST HITS (inning)

TEAM

10 by Sanford FL vs. Medford OR—1997 (sixth inning)
10 by Cincinnati OH vs. Kingston NY—1988 (third inning)

TWO-TEAM

13 by Sanford FL (10) vs. Medford OR (3)—1997 (sixth inning)

LONGEST GAME (innings)

14 by Brooklawn NJ beat Bedford MA, 5-4 in 1994
14 by West Covina CA beat Manchester NH, 1-0 in 1970
14 by Springfield OH beat Omaha NE, 3-1 in 1968
14 by Manchester NH beat Nashville TN, 9-8 in 1966
14 by Spartanburg SC and San Diego CA tied 8-8 in 1938
14 by South Chicago IL beat Columbia SC, 1-0 in 1931
13 by Eden Prairie MN beat Tupelo MS, 5-4 in 2011

SHORTEST GAME (inning)

5 by Yonkers NY beat El Dorado KN, 18-1 in 1926

LONGEST GAME (time)

4:40 – Spartanburg SC vs. San Diego CA—1938 (14 innings)

SHORTEST GAME (time)

1:29 – Cincinnati OH vs. West Hartford CT—1973

MOST APPEARANCES (team)

17 by Omaha NE
1939-1948-1961-1963-1965-1968-1970-1981-1985
1994-2000-2001-2008-2012-2014-2015-2016
Note: Omaha entries are multiple teams

MOST APPEARANCES (individual)

4 by Mike Rucci, Brooklawn NJ (1998-1999-2000-2001)

CONSECUTIVE APPEARANCES

5 by Brooklawn NJ in 2011-2012-2013-2014-2015

MOST TIMES IN FINALS

9 by Cincinnati OH
1944-1947-1949-1952-1955-1957-1958-1961-1988
Note: if you include Metairie (suburban New Orleans metro), the total is 10

MOST CHAMPIONSHIPS

7 by Cincinnati OH
1944-1947-1952-1955-1957-1958-1988

CONSECUTIVE CHAMPIONSHIPS

2 by Brooklawn NJ in 2013-2014
2 by Rio Piedras PR in 1973-1974
2 by West Covina CA in 1970-1971
2 by Cincinnati OH in 1957-1958
2 by Oakland CA in 1949-1950

MOST TOURNAMENT GAMES

69 by Brooklawn NJ in 14 tournament appearances
Note: if you include suburban Metairie (metro New Orleans) the total jumps to 75 games played in 18 tournament appearances

MOST TOURNAMENT GAMES WON

44 by Brooklawn NJ (44-25) in 16 tournament appearances

MOST TOURNAMENT GAMES LOST

26 by New Orleans LA (34-26-1) in 15 tournament appearances

MOST WINS BY CHAMPIONSHIP CLUB

71 by Mayo MD (71-7) in 1990

MOST LOSSES BY CHAMPIONSHIP CLUB

22 by Yakima WA (52-22) in 1975

FEWEST WINS BY CHAMPIONSHIP CLUB

19 by Oakland CA (19-0) in1928

FEWEST LOSSES BY CHAMPIONSHIP CLUB

0 by Oakland CA (19-0) in 1928
0 by Yonkers NY in 1925

HIGHEST WIN PCT. CHAMPIONSHIP CLUB

by Oakland CA (19-0) in 1928 at 1.000
by Yonkers NY in 1926 at 1.000

LOWEST WIN PCT. CHAMPIONSHIP CLUB

.698 by Upland CA (37-16) in 1964

MOST RUNS SCORED (alws only)

282 in Las Vegas NV—1998 (15 games)

FEWEST RUNS SCORED (alws only)

79 in Memphis TN—1967 (15 games)

MOST TWO-BASE HITS (alws only)

187 in Rapid City SD—1997 (15 games)

MOST TRIPLES (alws only)

25 in Fargo ND—1995 (15 games)

MOST HOME RUNS (alws only)

46 in 2007 in Bartlesville OK (15 games)

MOST ONE-RUN GAMES (alws only)

10 in Shelby NC—2015 (15 games)

MOST SHUTOUTS (alws only)

5 in Memphis TN—1967 (15 games)
5 in Little Rock AR—1964 (15 games)
5 in Hastings NE—1960 (15 games)

FEWEST SHUTOUTS (alws only)

0 in Shelby NC—2015 (15 games)
0 in Spokane WA—2010 (15 games)
0 in Bartlesville OK—2007 (15 games)
0 in Bartlesville OK—2003 (15 games)
0 in Middletown CT—1999 (15 games)
0 in Las Vegas NV—1998 (15 games)
0 in New Orleans LA—1984 (15 games)
0 in Ely MN—1980 (15 games)
0 in Yakima WA—1978 (14 games)
0 in Billings MT—1957 (6 games)
0 in Yakima WA—1954 (7 games)
0 in Los Angeles CA—1947 (6 games)
0 in Charlotte NC—1945 (6 games)
0 in Minneapolis MN—1944 (7 games)
0 in Miles City MT—1943 (9 games)
0 in Albermarle NC—1940 (5 games)
0 in Omaha NE—1939 (4 games)
0 in Spartanburg SC—1938 (5 games)
0 in Spartanburg SC—1936 (5 games)
0 in Gastonia NC—1935 (3 games)
0 in Chicago IL—1934 (3 games)
0 in New Orleans LA—1933 (2 games)
0 in Manchester NH—1932 (4 games)
0 in Memphis TN—1930 (2 games)
0 in Louisville KY—1929 (3 games)
0 in Philadelphia PA—1926 (5 games)

MOST EXTRA INNING GAMES (alws only)

4 in Bartlesville OK—2007 (15 games)

MOST SACRIFICES IN ONE INNING

INDIVIDUAL

2 by Brett Casey (Corvallis OR vs. Rochester MN)—2003
Note: one sac bunt and one sac fly in third inning

ALWS highlights, scores, 1926-present

1926 – Yonkers NY Post 321

PHILADELPHIA PA – Yonkers NY Post 321 won the American Legion's first World Series baseball championship with a resounding victory over runner-up Pocatello ID, 23-6.

The tournament was held in conjunction with the Legion's national convention in Philadelphia, Oct. 11-13

The finals matched unbeaten teams with Yonkers prevailing. Major League baseball commissioner Judge K. M. Landis was in attendance of 3,000 in Sesquicentennial Stadium.

Jack 'Babe' McCormick was the hero of the tournament going 7-for-12 and a .583 average. Yonkers banged out 17 hits with McCormick hitting a home run (third in the Series).

Joining Yonkers and Pocatello in the tournament were El Dorado KN and Springfield OH.

52,000 boys participated in the Legion's first year of national competition.

1927

There was no national tournament in 1927 although Legion Baseball continued on local level.

1928 – Oakland CA Post 5

CHICAGO IL – Oakland CA Post 5 capped an undefeated season as the Golden State champion swept Worchester MA, 2-games-to-0 to win the American Legion World Series championship.

Coach Leroy Sharpe's chargers dominated rivals all season, outscoring opponents, 186-6 including 14 shutout victories.

Charles Hardt and Al Silva shared pitching duties. Hardt, a hard throwing southpaw won a record six games in national competition and allowed only three runs in 77 innings. Silva gave up just two runs in 67 innings.

Oakland's hitting star was third baseman Einar Sorensen. He hit .422 during the season and .500 in the Series. He went 3-fopr-4 in the championship game as Oakland ended its all winning season at 19-0.

1929 – Buffalo NY Post 721

LOUISVILLE KY – Credit team captain Bill Joyce for winning the 1929 American Legion World Series for Buffalo NY Post 721.

The multi-talented athlete led the Bisons to a 2-game-to-1 series triumph over the New Orleans White Sox. He tossed a complete game victory on opening day and then came back to win the third and deciding game, He was a big hit offensively also going 2-for-5 in the championship game.

He went 14-0 on the season and a recording setting 6-0 in national competition as Buffalo finished at 25-1. The only setback was New Orleans game two win, 16-9. New Orleans set a record with 20 hits in that game.

Baseball commissioner Judge Kenesaw Landis praised the play of the Bisons in the post-game awards.

1930 – Baltimore MD Post 81

MEMPHIS TN – Baltimore MD Post 81 swept New Orleans LA to win the ALWS 2-games-to-0 at Russwood Park.

It was another disappoint for New Orleans as the Crescent City entry finished second for the second consecutive season.

Baltimore won the open in 10 innings, 5-4 pushing across the winning run on a squeeze bunt by Bill Stiner. He laid down a perfect bunt scoring Andy Bolognese.

In the finals, Herbert Newberg and Norman Weiner each picked up three RBI and two hits to give Clarence Koslowski the victory on the mound.

1931 – South Chicago IL Post 493



HOUSTON TX – The championship game of the 1931 American Legion World Series will always go down in the books as "the classic game" with South Chicago IL Post 493 defeating Columbia SC.

The Illini won the series 2-games-to-0.

The "classic game" in the championship finale pitted So. Chicago's Al Lawler and Columbia's Kirby Higbe.

The old fashion pitching duel lasted 14 innings and when the dust had settled, Lawler prevailed, 1-0. He fanned a tournament record 17 strikeouts while Higbe fanned 10.

Wally Holem scored the game's lone run in top of the 14th. It would be another 87 years until another championship thriller would end in 1-0 game (2018).

1932 – New Orleans LA Post 132



MANCHESATER NH – New Orleans, twice the bridesmaid but never the bride, finally broke into the winners circle claiming the 1932 American Legion World Series title.

The Zatarain Papooses from Post 132 rallied twice edging Springfield MA, 2-games-to-1. One game ended in a tie.

It was first or nothing for captain Jimmy Fraiche as the spunky little shortstop played flawless on defense and was a big hit at the plate to earn instant hero status in New Orleans.

In the championship, Fraiche singled home the winning run with a two-out ninth inning rally.

The entire series was marked with close games including the Series first time game in history, 5-5 in12 innings.

1933 – Chicago IL Post 467

NEW ORLEANS LA – Future Major Leaguer Phil Cavaretta led Chicago IL Post 467 to the American Legion World Series title.

Chicago swept Trenton NJ, 2-games-to-0.

Cavarretta won the series opener with a complete game 14-5 victory and then came back in relief to win the championship game, 7-6.

He fanned five and gave up just one him in the finals.

Dan Krause scored from first in the bottom of the ninth on a Ted Swed's two-out single off the rightfield wall. Swed's winning blast came on a 0-2 count.

1934 – Cumberland MD Post 13



CHICAGO IL – Cumberland MD Post 13 rallied from a 1-0 series deficit to beat New Orleans, 2-games-to-1 for the 1934 American Legion World Series.

Chicago's Major League ballparks – Wrigley Field, home of the Cubs and Comiskey Park, home of the White Sox served hosts to the ALWS.

New Orleans won the opener at Comiskey Park followed by a win by Cumberland at Wrigley Field.

Back at Comiskey Park for the deciding game, Cumberland's Roland Triplett went the distance handcuffing New Orleans, 6-1. He fanned nine and tossed a three-hitter.

Team captain Charley Clark, the series top hitter had two hits including a triple and scored twice.

1935 – Gastonia NC Post 23



GASTONIA NC – Gastonia NC Post 23 gave its hometown fans something to cheer about as they became the first team to win the American Legion World Series while playing on home turf.

The Eastern Sectional champions swept the Western champion San Diego CA, 3-games-to-0.

The Series format switched from the best-of-three to best-of-five in 1935 and the site would be at either the home of the eastern or western winner.

13,000 fans attended the clincher as Gastonia won 12-8 behind 16-hit attack.

28,900 fans attended the series.

1936 – Spartanburg SC Post 28

SPARTANBURG SC – An all time record crowd of 60,000 turned out in this tiny South Carolina hamlet to witness the 1936 American Legion World Series.

Home-standing Spartanburg SC Post 28 beating visiting Los Angeles CA, 3-games-to-2.

The championship game at Duncan Park was played before a record crowd of 20,000 mostly partisan fans.

Pepper Martin (three hits) and Pete Fowler (three RBI) propelled Spartanburg to the 8-1 victory.

For Spartans hit over .500 in national competition. Fowler hit .550 while Martin, Pedro Mahaffey and Roy Prince each hit .500. The team blistered opponents with a .317 average.

1937 – East Lynn MA Post 291

NEW ORLEANS LA – Domination was the word during the 1937 American Legion World Series as East Lynn MA Post 291 swept home standing New Orleans LA, 3-games-to-0.

The eastern champion made it simple outscoring the western champion, 30-6.

The series clincher was a 13-5 victory in which East Lynn collected 17 hits. 8,438 fans in Heinman Park watched in disbelief.

Ray Bessom was the hitting and pitching star for the winners. He hit .555 in the tournament.

On the mound, he picked up victories in the games one and two in the series and came back in the championship game to register a save. He fanned 55 in national competition and finished the season at 28-0.

East Lynn sported a near perfect 38-1 record on the season.

With the loss, New Orleans record in the World Series stands at 1-4 having won in 1932 and finished second in 1929, 1930, 1934 and 1937.

1938 – San Diego CA Post 6

SPARTANBURG SC – San Diego CA Post 6 returned the American Legion World Series title back to sunny California for the first time since 1928 as the Golden State champions slipped past host Spartanburg SC.

The series was the most evenly matched in ALWS history. San Diego won 3-games-to-2 with one tie (the second in series history).

The opener lasted 14 innings (longest in ALWS history) and settled absolutely nothing as the teams battled to 8-8 tie.

With the series knotted at 2-2, the championship game featured a pitching duel between San Diego's Chet Kehn (10 strikeouts and four hits allowed) and Spartanburg's Charlie Cudd (seven strikeouts and no walks).

Fernando Paredes' two RBI single gave San Diego the edge and the victory. Kehn, a lanky right-hander retired the final eight batters to secure the title.

1939 – Omaha NE Post 1

OMAHA NE – Omaha NE Post 1 became the third team since 1935 to win the American Legion World Series while playing at home.

The Nebraskans methodically rolled over visiting Berwyn IL, 3-games-to-1.

Bud Blessie was the pitching star going 5-0 in national play. He posted a pair of victories in the series.

Berwyn's Eddie Goralski led the series in hitting with a nifty 8-for-16 .500 average.

12,800 in Fontenelle Park saw the finals with Omaha prevailing 6-2.

1940 – Albemarle NC Post 76

ALBEMARLE NC – In one of the greatest comebacks in sports, Albemarle NC Post 76 won the 1940 American Legion World Series beating long time power San Diego, 3-games-to-2.

And they did it the hard way. Albemarle lost the first two games but roared back to win the fifth and deciding game before a happy home gathering.

The eastern champion Albemarle had to squelch a ninth inning rally to preserve the victory.

The final out was made on an attempted squeeze play. Albemarle catcher Hoyle Boger called for a pitchout. The call was right as a surprised San Diego runner was nailed down at the plate.

J.W. 'Lefty' Lisk picked up his 22nd victory of the season in the championship game. Teammate Clyde Dick hit .452 in the national competition as Albemarle ended its most successful season at 31-7.

1941 – San Diego CA Post 6

SAN DIEGO CA – Bouncing back from the disaster of 1940, San Diego CA Post 6 shutdown Berwyn IL, 3-games-to-0 to win the American Legion World Series championship.

By erasing the pain of 1940, San Diego's victory marked the first time a team has won two ALWS crowns. San Diego also won the 1938 championship.

The San Diego success was mainly attributed to the pitching and fielding of Bob Usher.

Usher picked up the victory in game one limiting the visitors to three hits via an 8-0 shutout. He came back with his defensive skills during game two with a diving game ending (and game saving) catch in the ninth inning with the bases loaded to preserve a 1-0 victory.

In the championship game, he combined his pitching and hitting. He went 3-for-3 at the plate and picked up a save with two hitless innings and three strikeouts.

1942 – Los Angeles CA Post 357



MANCHESTER NH – California laid claim to baseball supremacy in amateur baseball ranks during 1942 as Los Angeles CA Post 357 won the American Legion World Series, 3-games-to-0 over host Manchester NH.

It was California's second straight national title and fourth in Legion in history.

Bob Moore, a 6-0 hard throwing pitcher mastered the eastern champions on four hits in the championship game. He fanned seven and walked one.

Pitching was Los Angeles' strongpoint as Dan Brown and Tom Radcliff joined Moore with complete game victories in the series.

1943 – Richfield MN Post 435

MILES CITY MT – A new format and a new champion was introduced to American Legion baseball fans during the 1943 season.

The new format called for a double-elimination tournament between all sectional champions.

In the inauguration event, Richfield MN outlasted four opponents to win the title. The championship game saw Richfield beat Springfield OH, 3-2 before 4,000.

Roger Brown's double off the right field wall scored Paul Otness with the game winning run in the sixth inning. The Richfield victory overshadowed a fine pitching performance by Springfield's Harry Amato. He fanned 11 and walked two in the losing effort.

1944 – Cincinnati OH Post 50



MINNEAPOLIS MN – Cincinnati OH won the first of a record seven national championships during the 1944 American Legion World Series as Post 50 coached by veteran Joe Hawk beat Albemarle NC, 3-2.

Ralph Kraus used his pitching and hitting in the championship victory. As a pitcher, he fanned four and scattered nine hits in the complete game win. At the plate, he contributed offensively going 2-for-4.

Albemarle did not go away easy by forcing a second championship game beating previously unbeaten Cincinnati in the double-elimination series.

1945 – Shelby NC Post 82

CHARLOTTE NC – Playing in front of a home state friendly crowd, upstart Shelby NC Post 82 upended pre-tourney favorite Trenton NJ, 4-2 to capture the American Legion World Series championship.

Shelby swept through the double-elimination tournament unbeaten (3-0).

Shelby capitalized on five Trenton errors in a come-from-behind victory.

Harry McKee, the ace of the staff picked up the win and limited Trenton to four hits.

Shelby's Boots Kent pitched nine innings of no-hit ball against Oak Park IL only to lose the gem and shutout in the 10th inning. Kent settled for a 2-1 extra inning win.

10,250 attended the finals and 41,500 turned out for the tournament.

1946 – New Orleans LA Post 125

CHARLESTON SC – New Orleans LA Post 125 used a brilliant pitching performance from Gus Riordan to capture the 1946 American Legion World Series championship.

Looking nothing like a champion on opening night, the Jesuit High School Blue Jays were shutout. Facing an early exit from the double-elimination tourney, New Orleans got on track and won four straight including a pair of victories over pre-tournament favorite Trenton NJ.

In the finals, Riordan mastered Trenton giving up two hits and fanned six in the 3-1 victory.

It was New Orleans second ALWS title matching San Diego with two as the most in Legion Baseball.

1947 – Cincinnati OH Post 50



LOS ANGELES CA – Cincinnati OH Post 50 joined an elite club by capturing the 1947 American Legion World Series.

With the win, Coach Joe Hawk's club joins New Orleans and San Diego as the only two-time ALWS champions.

And it is Hawks' second national title as coach.

Cincinnati went unbeaten in the series and clinched the title with a 3-2 victory over Little Rock AR.

George Moeller, a centerfielder/pitcher won the batting crown going 20-for-40 and .500 average during national competition.

1948 – Trenton NJ Post 93

INDIANAPOLIS IN – For 17 seasons, Trenton NJ Post 93 had one goal: the American Legion World Series championship.

Finally, after three runner-up finishes when favored each time, Trenton marched into the winner's circle by winning the 1948 crown.

The eastern regional and sectional champions were led by Don Minnick, a lanky slingshot of a pitcher. He pitched the championship game with a 4-1 win against Jacksonville FL.

Minnick was matched with Leon Millington to give Trenton a powerful 1-2 punch on the mound.

The two limited opponents to four runs and 18 hits in the series.

1949 – Oakland CA Post 337

OMAHA NE – Playing in the American Legion World Series for the first time since 1928, Oakland CA Post 337 won the 1949 championship in newly constructed Municipal Stadium in Omaha.

45,358 showed up in the new ballpark as Oakland knocked off Cincinnati OH in the finals, 8-6.

Captain and shortstop Ray Herrera was selected as the first recipient of the American Legion Player of the Year.

Teammate J.W. Porter claimed the batting title with a .551 clip going 27-for-49 in national play.

The championship game featured a trip that started with Herrera that ignited Oakland's drive to the title.

1950 – Oakland CA Post337

OMAHA NE – Powerful Oakland CA Post 337 steamrolled over all opposition to win its second straight American Legion World Series championship.

It marked the first time in Legion history that a team had won back-to-back national crowns and it gave Oakland a record third national title (1928-1949-1950).

Oakland's all-star catcher J.W. Porter set national records as well.

The Player of the Year retained the Louisville Slugger award with his batting average ranked highest in national play.

His three-hit outburst in the finals led Oakland to an 11-0 rout of St. Louis while pitcher Vern Killburg limited St. Louis to four hits while picking up the shutout.

.

1951 – Los Angeles CA Post 715

DETROIT MI – Los Angeles CA Post 715 kept the American Legion World Series championship in California for the third straight year with an 11-7 victory over White Plaines NY.

Detroit's Tiger Stadium was the site of the tourney that saw future Baseball Hall of Fame inductee in the lineup. A spunky California player named Sparky Anderson played for the winners.

Anderson would return many years later to lead the Tigers to a Major League World Series as manager. He also won a World Series crown while leading the Cincinnati Red during the mid-1970s.

Individual honors during the ALWS went to White Plaines' Grover Jones. He was picked as the American Legion Player Of The Year while hitting .408.

1952 – Cincinnati OH Post 50



DENVER CO – Cincinnati OH Post 50 won a record 53 games in 1952 and joined Oakland CA in the American Legion record book by winning its third ALWS championship.

Crafty coach Joe Hawk's troops nipped San Diego CA, 5-2 in the championship game on a night that was more suited for football or ice hockey. Game time temperature hovered at the 42 degree level and got lower as the game progressed.

Cincinnati's Russell Nixon claimed top honors as the American Legion Player OF The Year recipient. San Diego's centerfielder Horace Tucker won the batting honors with a .452 clip in national competition.

Howie Whitson, ace of the Cincinnati staff picked up the tourney opener on a 3-0 shutout and then came back to win the finals.

1953 – Yakima WA 36

MIAMI FL – Yakima WA Post 36 gave the American northwest region its first national championship with a 4-1 victory over Winnetka IL.

Tom Gibson fired a three-hitter in the finals as well as picking up three RBI on two hits as a hitter. It was Gibson's second victory in three days against runner-up Winnetka. He tossed a five-hit complete game victory over the Illinois champions earlier in the tournament

Versatile Chuck Linstrom of Winnetka was selected as the American Legion Player Of The Year. Linstrom won a pair of games as a pitcher and played well defensively at second base.

1954 – San Diego CA Post 492

YAKIMA WA – Call them the “Cinderella team” or “a team of destiny” but whatever you call them, please include the following: 1954 American Legion World Series champions.

San Diego CA Post 492 rallied from an opening day setback to win out from the elimination bracket to capture the national championship.

The Southern California champions clipped Gastonia NC twice to win the crown. The first match up lasted 11 innings with San Diego prevailing 3-2. In the finals, San Diego scored seven runs over the first three innings and cruised to a 7-2 championship victory.

Lawrence Elliott’s two RBI single with the bases loaded was all Ron Wilkins needed as the big lefthander fanned 11. Wilkins entered the game as reliever in the first inning after two batters.

1955 – Cincinnati OH Post 216



ST. PAUL MN – The city of Cincinnati won its fourth American Legion World Series as Post 216 downed Washington DC, 10-4 in the finals.

With the win, Cincinnati moved ahead of San Diego CA and Oakland CA for the most ALWS titles.

Bill Beck’s victory over Washington in the finals was sweet revenge. Beck was beaten by that same team on opening day. In the championship game, he fanned 15 and limited Washington to five hits.

Third baseman Frank Birri was picked as the American Legion Player Of The Year as Cincinnati closed its record setting championship season at 36-4.

1956 – St. Louis MO 245

BISMARCK ND – Hard throwing Bob Miller picked up six victories in national competition including three at the World Series as St. Louis MO Post 245 battled opponents and Mother Nature along the way to the national championship.

The double-elimination tournament was a grueling affair for all teams but the two days of postponement and near freezing playing conditions didn’t stop the Missourians.

Miller opened the tourney with a 10-0 shutout of Roseburg OR and then handed powerful New Orleans LA a pair of setbacks (winning 7-3 and 8-3). In the championship game against New Orleans he fanned six to raise his national record at 6-0 with 40 strikeouts.

Teammate Lawrence Goudy led all hitters with a .449 average.

1957 – Cincinnati OH Post 50

BILLINGS MT – Cincinnati OH picked up its fifth American Legion World Series championship as Post 50 overcame a stubborn Portland OR club, 10-6 in the finals.

Cincinnati, undefeated in the double-elimination tournament, edged Portland twice to win the title as Coach Joe Hawk’s charges added another national title to Cincinnati’s record number of Legion crowns.

Pitching was the key as Hawk used three complete game victories by Scott Seger, Jerry Drew and Tom Tiettmeyer.

Tom Weber, who got a key three-run double in the eighth inning of the championship game, led the tourney in hitting with a .412 average.

Fred Fox, the American Legion Player Of The Year excelled on defense throughout the tournament as he assisted on a triple play. It was the ALWS’ second triple play in tournament history.

1958 – Cincinnati OH Post 50

COLORADO SPRINGS CO – For 21 seasons, Joe Hawk coached Cincinnati OH Post 50 to many championships but the one team, the one season he might remember the most was the 1958 club that produced a second straight ALWS.

For starters, the championship was the first back-to-back national titles in the ALWS since Oakland turned the trick in 1949-50.

And secondly, Hawk had to rebuild his club from the ground up. Only five players returned for action from his 1957 national championship club.

Southpaw Scott Seger tossed two complete game victories including the 12-1 rout of Everett MA in the championship.

1959 – Detroit MI Post 187



HASTINGS NE – Sparked by the all-around play of 5-6 shortstop Fred Bowen, Detroit MI Post 187 won the American Legion World Series championship.

The Michigan champion had to overcome an opening day setback to advance through the elimination round to win the title. It was a remake of regional and sectional playoffs as Detroit rebounded in both of those tournaments after early round losses to come back and win.

Detroit won the title with a pair of victories over previously unbeaten Hampton VA winning 5-3 and 11-4.

Detroit managed only five hits in the championship game but Hampton committed a record 10 errors. Two of the Detroit hits came from catcher John Hansen.

Bowen was chosen the American Legion Player Of The Year while Phoenix's Louis Webb had the highest average at .478

1960 – New Orleans LA Post 125

HASTINGS NE – Increasing the tournament field from four to eight regional champions did little to hamper New Orleans LA Post 125 in its quest for the American Legion World Series championship.

The Crescent City entry whipped pre-tournament favorite Billings MT in the finals, 9-3. The ALWS title was New Orleans' third since 1932.

The winners used a big seven-run sixth inning to rout Billings pitching ace Dave McNally, who walked 10 batters.

McNally registered 68 strikeouts in national competition.

Outdueling McNally in the finale was Dick Roniger, who was the recipient of the American Legion Player Of The Year award. He limited Billings to six hits and he fanned 8.

1961 – Phoenix AZ Post 1

HASTINGS NE – Phoenix AZ, a newcomer to the American Legion World Series, taught tourney veteran Cincinnati OH a lesson in baseball to win the 1961 title.

Coming out of the elimination round, Phoenix Post 1 edged Cincinnati twice, 2-0 and 4-1 in claiming the crown.

Back-to-back triples in the eighth inning by Gary Wolf and Larry Martin broke open a tight championship showdown and lifted the Westerners to the title.

Phoenix pitcher Dan Dwingle struggled early against Cincinnati with seven walks but came on strong and finished with a pair of strikeouts to end the game with 10.

Cincinnati's James Gruber was selected as the American Legion Player Of The Year.

Also, during the 1961 tourney, George W. Rulon began his leadership role as head of the American Legion national baseball program. He would hold that position with the Legion until his retirement in 1986.

1962 – St. Louis MO Post 299

BISMARCK ND – St. Louis MO Post 299 handed Honolulu HI its only losses of the season in winning the American Legion World Series.

It was a return to glory for St. Louis as the Missourians and the Legion tournament returned to Bismarck. It was in Bismarck at the 1956 ALWS that St. Louis won its first Legion championship.

In the finals, St. Louis exploded for seven runs in a wild seventh inning. Jerry Mueller limited Hawaii to four hits.

Offensively, Dennis Horton hit a home run and a single while teammate Harold Wetich added a pair of doubles and a single.

1963 – Long Beach CA Post 27

KEENE NH – Long Beach CA Post 27 returned the American Legion World Series championship to the west coast for the first time since 1954 as the Southern California representative sailed through the tournament unbeaten.

Long Beach upset unbeaten and tournament favorite Memphis TN Post 1 twice to claim the title.

Dick Dash, Long Beach's hustling second baseman, who played an error-free tournament and hit .343, was chosen as the American Legion Player Of The Year.

Coach Gale Taylor's club ended the season at 37-4 including a perfect 5-0 mark in the tourney while Coach Tony Gagliano's Memphis club finished at 38-2.

Jerry Mattingly of Evansville was the top hitter at .413

1964 – Upland CA Post 73

LITTLE ROCK AR – Upland CA Post 73 rode the hitting and pitching of Rollie Fingers to win the American Legion World Series.

Fingers, who later would be a standout in the Major League World Series, won a pair of victories in tourney and hit a blistering .450 against some tough national competition.

He was selected as the American Legion Player Of The Year.

Upland and runner-up Charlotte NC staged a donnybrook mini-series within the series as the formidable foes met three times with Upland winning two of three.

Fingers fired a three-hitter in the first meeting as Upland won 3-1.

Charlotte countered with a 2-0 shutout by Bob Boyd. Fingers broke up Boyd's bid for a no-hitter with a single.

In the finale,

And in the finals, Fingers had a masterful game limiting Charlotte to just two hits in the 3-1 Upland victory.

1965 – Charlotte NC Post 9

ABERDEEN SD – Charlotte NC Post 9 didn't let a light shower or cold weather dampen the party as the Tar Hills won the American Legion World Series with a 2-1 victory over Omaha NE.

The championship game was played on a cool drizzling Labor Day evening.

It was a step up from the previous season when Charlotte finished second to Upland CA.

The Region Three champion went through the double-elimination tournament with only a loss to Memphis TN.

Pitcher Ken Fila of Omaha was nabbed as the American Legion Player Of The Year.

1966 – Oakland CA Post 337

ORANGEBURG SC – Not since the glory days of 1949-50 has Oakland CA enjoyed success on the American Legion national baseball scene

Then came 1966 and as Oakland Post 337 made it four-for-four in winning the American Legion World Series title.

Oakland has now made it to four ALWS championship games and has won all of them. They came in 1928, 1949, 1950 and 1966.

The winners clipped Tuscaloosa AL in the finals 4-1.

Butch Vargas was the star of the series as he tossed a four-hitter against Tuscaloosa in the championship game.

He picked up three wins at the series and posted a perfect 6-0 in national competition. Both marks are records.

Supporting Vargas in the national finals was Albert Strane. he connected with a home run and triple.

1967 – Tuscaloosa AL Post 34

MEMPHIS TN – Opening and closing the American Legion World Series with the same opponent, Tuscaloosa AL Post 34 won the championship with a nail-biting 1-0 win over Northbrook IL.

Tuscaloosa also won the tourney opener against Northbrook winning 3-0. Northbrook did manage to squeeze one win away from Tuscaloosa when Paul Brubaker pitched a two-hit 5-0 game. He fanned 14.

Tuscaloosa countered when it counted -- the championship game -- when John Rushing tossed a three-hit 1-0 win. He registered eight strikeouts.

The lone run in the finale came in the seventh inning when Bo Baughman doubled, advanced to third on a wild pitch and scored on Woody Sexton's infield single.

The winners completed the season at 40-5.

The tournament was noted for tight pitching and defense with three games being one-run affairs and five games being shutouts.

1968 – Memphis TN Post 1

MANCHESTER NH – Coach Tony Gagliano's Memphis TN Post 1 used text book baseball in winning the 1968 American Legion World Series championship. It was Tennessee's first national Legion crown.

The finale, a 4-3 victory over Klamath Falls OR saw Memphis win with pitching, running and bunting.

With the game knotted at 3-3 and heading into the ninth inning, Memphian Charlie Blanchard led off with a line drive single. Winning pitcher Ross Grimsley then bunted to third. The throw by Mike Keck in an attempt to force Blanchard was late. Al Andre followed with another perfect bunt as losing pitcher Mike Allred mishandled the ball for an error.

With the bases loaded, Klamath Falls and most of the 2,350 in attendance were expecting another Memphis bunt were surprised. After an 0-2 count with two fouls, Terry Dan laid down a perfect bunt as Blanchard raced home with the eventual winning run.

but Terry Dan fouled out The defense on the 0-2 count went back to normal playing depth. On the next pitch, Dan came through with another perfect bunt that caught Klamath Falls napping as Blanchard raced home with the leading and eventual winning run.

Donnie Castle, the hitting and pitching hero for Memphis was selected as the American Legion Player Of The Year.

Memphis finished strong, winning 38 straight games and ended the season at 52-5.

Another highlight during the 1968 ALWS came when Gene Guerriero of Staten Island NY no-hit Springfield MA, 3-0. It was the first complete no-hit game in ALWS history.

1969 – Portland OR Post 105

HASTINGS NE – Don Oja and Tim Wise combined for a two-hit shutout to give Portland OR Post 105 the American Legion World Series title beating Towson MD, 4-0.

The championship game was the third meeting between the clubs during the double-elimination tournament.

Oja worked 5.2 innings and gave up two hits while fanning 11. Wise, in relief, came on strong with four strikeouts and not giving up a hit. Wise also was productive at the plate with a pair of hits

West Palm Beach's John Adeimy was picked as the American Legion Player Of The Year while winning the batting title with a loft .583 average in national competition.

Mother Nature played havoc with the series with a record 6.5 inches of rain falling on the tournament.

It was the fourth time that Hastings has hosted the ALWS.

1970 – West Covina CA Post 790

KLAMATH FALLS OR – West Covina CA Post 790 unloaded its heavy hitters on a shell-shocked Levittown PA in winning the American Legion World Series, 10-0.

The Californians had earlier pounded the Pennsylvanians, 7-0 in the double-elimination tournament.

In the title mismatch, Doug Lyons blasted a three-run homer to highlight a six-run third inning. Teammate Mike McManus collected four hits while winning pitcher Coley Smith only gave up four hits.

1971 – West Covina CA Post 790

TUCSON AZ – West Covina CA Post 790 joined a select circle of winners by repeating as American Legion World Series champions.

With the 1971 and 1970 titles in house, West Covina joins Oakland CA (1949-50) and Cincinnati OH (1957-58) as repeat champions.

It almost didn't happen. The Westerners lost on opening day by one run, a 3-2 decision to Lincoln Park MI.

Facing the uphill battle and unbeaten Cedar Rapids on the final day, West Covina needed a pair of victories. The results were resounding to the way of a 16-4 and 16-1 beat downs.

Outfielder Randolph of West Covina was picked as the Legion's Player Of The Year.

1972 – Ballwin MO Post 611

MEMPHIS TN – With a little luck and an assist from Mother Nature, Ballwin MO Post 611 stormed out of the elimination bracket to stop home standing Memphis TN for the American Legion World Series championship.

Gaining an extra day of rest due to heavy storms that washed out one day of activity, Ballwin's pitchers shutdown Memphis winning 7-4 and 3-2 in the championship game.

Dave Tuttle over came early inning jitters (tied 2-2 after four), came on strong to limit Memphis to just four hits while striking out nine.

The winning run came on a suicide squeeze bunt with two outs in the eighth inning.

Ballwin's Charles Murphy, a pitcher/outfielder was selected as the American Legion Player Of The Year as the Missourians ended a successful season at 44-8.

1973 – Rio Piedras PR Post 146

LEWISTON ID – It took one extra inning to do it but for Rio Piedras PR Post 146, it was worth the wait.

The Islanders stopped Memphis TN in the championship game of the American Legion World Series, 10-6 in 10 innings.

It was Memphis' second straight runner-up finish.

Luis Ferrer capped the extra inning with a three-run inside-the-park home run. Oscar Negron picked up the victory before a packed crowd of 4,437 at Lewiston's Bengal Field.

Led by Carlos Rodriguez, who hit .435 in national competition, Rio Piedras went through the tournament unbeaten. The team dedicated the season to Pittsburgh Pirate Hall Of Famer Roberto Clemente.

The winners traveled over 6,600 miles to get to Lewiston.

1974 – Rio Piedras PR Post 146

ROSEBURG OR – On a misty cool Oregon evening, Rio Piedras PR Post 146 won its second straight American Legion World Series championship.

The Islanders edged home state favorite Lake Oswego OR, 4-3 in the finals before 5,194 screaming fans.

It marked the fourth time in Legion history that a team has repeated as champions. Rio Piedras joins West Covina CA (1970-71), Cincinnati OH (1957-58) and Oakland CA (1949-50) as repeat champs.

Edwin Lopez, the Rio Piedras sharp hitting outfielder was selected the American Legion Player Of The Year. He also won the Louisville Slugger batting award with a .433 average.

Down 3-0 in the first inning, winning southpaw pitcher Arnulto Comacho settled down and limited Lake Oswego to one hit.

30,102 fans witnessed the tournament as Rio Piedras ended the season with a 34-8 mark.

1975 – Yakima WA Post 36

RAPID CITY SD – Yakima WA Post 36 claimed its second national championship since 1954 by winning the 50th anniversary American Legion World Series.

The championship game victory, an 8-4 decision over Cedar Rapids, capped an uphill effort by Yakima. The eventual champions lost on opening day before bouncing back through the elimination bracket.

David Elder, the American Legion Player Of The Year, was the winning pitcher in the finals. He fanned 11 and also hit a home run. He also won the RBI award and tied for the total bases award.

The tournament, under perfect weather conditions, attracted over 27,000 fans.

Yakima ended the season with a 52-22 record.

1976 – Santa Monica CA Post 123



MANCHESTER NH – Santa Monica CA Post 123 stole the spotlight from Cedar Rapids IA in winning the 1976 American Legion World Series championship.

The Californians upset pre-tournament favorite Cedar Rapids on the way to the title.

One of the most exciting moments in ALWS history came in the second round when Santa Monica's Rick Schroeder no-hit Cedar Rapids, 1-0 in 10 innings. Losing pitcher Mike Boddicker only gave up two hits.

The championship game featured Santa Monica and Des Plaines IL. Schroeder came back from his no-hit performance to scatter seven hits in a 7-6 victory. He fanned eight.

Gus Malespin of Metairie LA was chosen the American Legion Player Of The Year while Boddicker, a three-year participant in ALWS play, was picked for the James F. Daniel Sportsmanship award.

1977 – South Bend IN Post 50

MANCHESTER NH – Bill Schell's hitting and Gregg Heyde's pitching carried South Bend IN Post 50 to the American Legion World Series championship.

South Bend beat a scrappy Hattiesburg MS club, 3-1 in the finals.

Schell, the American Legion Player Of The Year, was the series top hitter with a .441 average. He went 2-for-4 including a triple in the championship game while Heyde gave up seven hits and fanned three for the victors.

Defending champion Santa Monica CA failed to repeat losing out finishing fourth.

Coach Mel Machuca's championship club finished the season with a 41-6 record.

1978 – Hialeah FL Post 32

YAKIMA WA – Running Hialeah FL Post 32 raced through the American Legion World Series in capturing Florida's first Legion national championship.

The Floridians posted an unbeaten slate in the double-elimination tourney by outscoring its opponents, 49-15. The team had 20 stolen bases in the series.

First baseman/pitcher Ross Jones was tabbed as the American Legion Player Of The Year while third baseman Ivan Mesa picked up the award for total bases.

In the championship game, Hialeah stole nine bases in the 7-4 victory. MVP Jones picked up three hits and three RBI.

Sowing some offensive power, Doug Palmer of New Ulm MN set an ALWS record hitting a blistering 679 (19-of-28) in national competition.

1979 – Yakima WA Post 36

GREENVILLE MS – Yakima WA Post 36 won its second national title in four years and its third in history on a hot humid day in the dusty Mississippi delta.

The winners unloaded a five-run outburst in the first inning and never looked back in thumping Barrington RI, 13-6.

The game was played in nearly 100 degree heat and thick humidity. Yakima's uniforms were right for the occasion. The team played in short pants.

Pitcher Bruce Dunn gave up 10 hits while Juan Cruz and Doug Geefe supplied the offense.

Cruz popped a three-run home run while Geefe scored four runs and went 4-for-4.

Throughout the entire tournament, teams, fans and game officials were hampered by the intense heat and humidity. During some of the mid-afternoon games, two sets of umpires were used to prevent heat fatigue with one set working the first four innings and another set working the final five innings.

1980 – Honolulu HI

ELY MN – Long shot Honolulu HI upended Boyertown PA, 5-4 to claim the 1980 American Legion World Series in this outdoor sports town of Ely, at the top of Minnesota.

Chubby Sid Fernandez won a pair of games and fanned 55 in national competition as the Islanders posted a 24-5 record. He later would be a stellar pitcher in the Majors.

The championship game was a see-saw affair until Lance Belen sent a 1-2 pitch well over the left field that sent the Islanders to a 5-4 championship victory. The shot measured 390 feet.

Thomas Gil of Hialeah FL was selected as the American Legion Player Of The Year.

1981 – West Tampa FL Post 248

SUMTER SC – Sparked by the all-around play of David Magadan, West Tampa FL Post 248 captured the American Legion World Series.

Madagan, the Player Of The Year connected on a pair long ball hits, a pair of doubles with three RBI in the championship game to rally the Floridians from a 4-0 deficit to a 6-5 victory over Richmond VA.

Noel Alfonso picked up the win in relief as he fanned six. Magadan got the save pitching the final 2/3 inning.

Tulsa's Roger Hulse, a rugged hard hitting first baseman picked up the Louisville Slugger award with a .478 average. Scott Anderson of Bellevue WA won the Bob Feller pitching award with 44 strikeouts.

West Tampa ended its most successful season with a 38-5 record.

1982 – Boyertown PA Post 471

BOYERTOWN PA – The home-standing Boyertown Post 471 Bears became the first team in 41 years to win the American Legion World Series championship while playing before the home town fans.

The highly spirited Bears whipped Lafayette CA in the finals, 14-8 in front of 6,563 delirious cheering rabid fans.

With the victory, it marked the first time since San Diego won at home in 1941 that a home team had captured the series title.

The 34,023 was the highest since the Legion went to its current 8-team double-elimination tournament format.

The heroes were plentiful for the home faithful to cheer for. Ivan Snyder, the American Legion Player Of The Year became the second player in ALWS history to hit over .600 in national competition. he hit an even .600. He went 4-for-6 in the title game. He also recorded a complete game shutout earlier in the tourney.

Other standouts included John Ludy (18-0 with 180 strikeouts on the season), Durrell Schoenly (a crafty southpaw pitcher who went 7-0) and Scott Gilbert. Gilbert tied an ALWS tournament record with 19 runs scored in national competition.

Boyertown finished the season with a 54-3 record and a storybook championship.

1983 – Edina MN Post 471

FARGO ND – In the most exciting finish ever, Edina MN Post 471 won the 1983 American Legion World Series in a “see it to believe” ninth inning rally. And the victory came over defending national champion Boyertown PA.

The Mid-Westerners shared the spotlight with New Orleans’ Chito Martinez. The all-around athlete claimed the batting champion (.566), RBI (17) and total bases (44) awards in shattering several tournament records.

In the classic championship game, Boyertown defended its title gamely with an early 4-0 lead and looked as though a repeat title was in reach. The on-charging Edina team cut the lead to 4-3 with a three run outburst in the eighth inning.

Then came the unexpected.

Edina scored the winning runs in the top of the ninth when Boyertown outfielders collided on a routine fly ball.

Unbeaten Rob Wassenaar (12-0) came on in the ninth and fanned the final batter to give Edina the national championship.

Edina’s catcher Mike Halloran was picked as the American Legion Player Of The Year as the Minnesota champion ended the year at 45-7.

1984 – Guaynabo PR Post 134



NEW ORLEANS LA – Guaynabo PR Post 134 downed Brooklawn NJ twice on championship day to claim the 1984 ALWS crown.

The winning run was scored in the bottom of the ninth inning with a two-out, bases loaded walk.

Earlier in day, Guaynabo won 5-2 forcing a deciding game fifteen for the title.

The strategy backfired for runner-up Brooklawn when the New Jersey champion intentionally walked Jorge delToro setting up a force at any base.

It didn’t work as pitcher Steve Mondile walked Jorge Hernandez on a full-count pitch forcing pinch runner Teofilo Serra home with the winning tally.

Jorge Robles earned the American Legion Player Of The Year award. He set an ALWS record with a 6-for-6 outing against Roseburg OR. Teammate Lino Rivera won the Bob Feller pitching award with 35 strikeouts while Marzan picked up the total bases award with 32.

Guaynabo ended the season with a 34-7 record.

1985 – Midlothian VA Post 186

KOKOMO IN – If you enjoy baseball, you would have loved the 1985 American Legion World Series.

The 60th anniversary tournament staged in Kokomo’s Highland Park Stadium had great hitting, pitching, fielding, disappointment and happiness.

For the record, upstart Midlothian VA Post 186 claimed the national championship in dramatic fashion.

First year coach Dave George's troops with MVP Tris Lipscomb at the throttle rallied past Sacramento CA with a pair of victories on the final day of play.

It was a record setting performance for Lipscomb. He went 5-0 including a pair of saves in national competition.

In the finale, Midlothian held 2-0 and 3-1 leads before stopping the Californians ninth inning rally.

Rick Jarvis scattered six hits in relief and picked up the victory while Lipscomb (who could not pitch due to Legion pitching regulations) contributed at the plate going 1-for-3 including a sacrifice fly.

The comeback by Midlothian was the second in national competition as the Virginians was forced to come from behind in regional play to advance to the ALWS.

1986 – Jensen Beach FL Post 126

RAPID CITY SD – Jensen Beach FL Post 126 formula was simple in winning the 1996 American Legion World Series.

Manager Bob Shaw, a former Major Leaguer and World Series participant, mixed solid pitching with fundamental defense and a surprising offense to roll over all opposition to win title.

The Floridians went unbeaten in the tournament and became the first team to do that since 1978. Down-state rival Hialeah turned the trick in winning the 1978 title.

As expected, Jensen Beach set an ALWS record in team ERA with a near perfect 1.50 mark. The pitching performance and the tight defense were expected but the big surprise came when Jensen Beach broke a 36-year old hitting record set by Oakland during the 1950 series.

The Floridians blistered opponents pitching to the tune of a .347 team batting average.

Pitcher Joe Grahe set the tone early with an 18-strikeout performance against New London CT. The strikeout mark was one off the national record of 19.

He finished the tourney with 52 strikeouts in 35.2 innings pitched. He also went 4-0 and 1 save plus hitting .436 while at the plate. He received the George Rulon American Legion Player Of The Year award.

Jensen Beach stopped a very good Las Vegas NV club, 8-2 with Grahe picking up championship game victory.

The 1986 tourney marked the end of a quarter-century career by American Legion baseball director George W. Rulon. As a tribute to the man that guided the nation's largest youth baseball program, the Legion renamed the player of the year award to the George W. Rulon American Legion Player Of The Year award.

1987 – Boyertown PA Post 471

STEVENS POINT WI – In the most balanced tournament in recent years, Boyertown PA Post 471 captured the American Legion World Series.

Simply stated, the tournament was played in ideal weather with the exception of a late afternoon shower on championship day.

The Pennsylvanians regrouped after an early tournament setback to roared back to bounce r Vancouver WA in the finals, 12-6.

The Bears were led by catcher Willie Stout. He earned American Legion Player Of The Year honors.

In the finals, Boyertown scored five runs in the fourth inning to put the game on ice for the champions. The Bears ended the year at 60-13.

And Iowa Legionnaire James Quinlan began his tenure as head of the American Legion national baseball program.

1988 – Cincinnati OH Post 507



MIDDLETOWN CT – Move over Boyertown, Cincinnati is back. It was the newcomer on the block against the old guard.

The 1988 American Legion World Series matched long time Legion kingpin Cincinnati (the ALWS leader in games played, games won, World Series appearances and most championships) against Boyertown PA, a dominant newcomer to Legion Baseball (six ALWS appearances and two national titles in the 1980s).

When the dust had settled in Middletown, Cincinnati had prevailed in winning a record seventh ALWS championship. The score was 7-0 as a crowd of 3,759 and a national ESPN-TV audience looked on.

Mike Kessler was selected as the George W. Rulon American Legion Player Of The Year winner. The combination first baseman/pitcher was a key in the Cincinnati success.

He hit .361 (13-for-36), played errorless ball on defense and posted a 2-0 mark at the ALWS.

Another standout was Pete Rose Jr., son of all-time Major League hit leader Pete Rose Sr. The young Rose

was named as the James Daniel Sportsmanship award recipient.

Scott Hughes picked up three statistical awards during the tournament. He won the batting award (.465), RBI award (17) and total bases award (36). He also stole 13 bases.

Pitcher Scott Klingenbeck won the Bob Feller pitching award with 34 strikeouts. He posted a 4-0 mark including a 1.12 ERA. He was also the winning pitcher in the championship game.

In the finals, Cincinnati jumped off to an early 4-0 margin in the second inning to quite the large amount of Boyertown fans that made the trip to Middletown.

It was the first shutout in an ALWS championship game since 1970 when another Pennsylvania team (Levittown) got shutout.

1989 – Woodland Hills CA Post 826

MILLINGTON TN – While the American Legion World Series concluded a decade of success, California's entry Woodland Hills erased more than a decade of drought by winning the 1989 championship.

Woodland Hills Post 826 beat Guaynabo PR, 11-5 in the finals to become the first California team to win the ALWS since Santa Monica won it in 1976.

Heading up the Woodland Hill attack was a nifty catcher named Del Marine. The 6-0, 185 pounder was chosen as the George W. Rulon American Legion Player Of The Year. He hit .459 in national play (17-for-37) and scored 16 runs. He also picked up 24 total bases.

Lance Gibson and Pat Treend posted impressive wins on the mound. Treend opened and closed the ALWS with strong performances against Guaynabo as he finished national play at 3-0 and 1.77 ERA.

Gibson, son of team manager Gary Gibson was also 3-0 during national competition. His ERA was 1.62.

The championship game was played on a hot and humid evening that was more suited for misquotes.
Woodland Hills completed the season at 39-7.

1990 – Mayo MD Post 226

CORVALLIS OR – On paper, the Mayo MD Post 226 club looked impressive.

The Region Three and three-time Maryland state champion entered the American Legion World Series in Corvallis with a remarkable 66-6 overall record and had outscored its regional tournament opponents, 68-13.

With those stats, no one argued that Mayo was the pre-tourney favorite. But the winning wasn't easy.

It took Mayo three come-from-behind victories and a team effort to do it.

The final comeback came on championship day with a 7-6 victory over Bayamon PR.

Mayo scored runs in the seventh, eighth and ninth for the wins.

Mark Foster picked up the victory against Bayamon on the mound as well as being productive at the plate going 2-for-4 and 3 RBI.

He was selected as the American Legion Player Of The Year.

Mayo completed its most successful season ever with a 71-7 ledger. The 71-victory mark is an ALWS record for victories by a winning team.

1991 – Brooklawn NJ Post 72

BOYERTOWN PA – For 72-year-old Joe Barth Sr., the dream of winning the American Legion World Series became reality in 1991.

The 40-year career coaching legend finally picked up top honors as his Brooklawn NJ Post 72 club overcame a sluggish start to upend Newark OH 5-3 in the championship game.

3,752 fans watched Brooklawn finally reward Barth with the national crown as the victory erased three previous and painful ALWS appearances.

The Garden State champions won the title with pitching as Brooklawn posted a 1.82 team ERA. It was third best ERA in ALWS history.

Scott Lavender (2-0, 1.81 ERA) and Brent Laxton (3-0, 1.84) led the attack followed by Brian McGettigan (2-1, 0.84 ERA) and Bryan Wilson (1-0, 1 save and 1.58 ERA).

Newark's Ryan Beeney was selected as the George W. Rulon American Legion Player Of The Year. The slick fielding shortstop led Newark in hitting at .444 and was co-winner of the RBI award with 16.

Bob Pailthorpe won or shared all four ALWS statistical awards. He blitzed opposing pitchers for a .585 batting average (24-for-41). He got 36 total bases and 16 RBI. On the mound, he registered 33 strikeouts.

In the championship game, Brooklawn overcame a 3-0 Newark lead with a big four run rally in the sixth inning. Brooklawn added an insurance run in the seventh to make it 5-3.

Lavender, who shutdown Newark earlier in the tournament, came on in relief and retired the side in order in the ninth inning to give Barth the championship he richly deserved.

1992 Newbury Park CA

FARGO ND – Call them bold, call them brash and call them Champs!

That's the best way to describe the 1992 American Legion World Series champion Newbury Park CA.

Coach Chuck Fick's troops stormed back from an opening day loss to capture the championship with a pair of shutouts over defending champion Brooklawn NJ and against Arlington Heights IL in the championship game.

Heading into championship day play, the Oaks need a pair of wins to claim their first national title and California's 16th since 1928.

They got it with spectacular pitching performances from Adam West and Jim Naster.

The southpaw West nailed Brooklawn, 3-0 limiting the defending champs to five hits.

In the finals, Naster held Arlington Heights to five hits. He fanned six as Ryan Kritscher, Robert Fick, David Lamb and Jim Chergey each got three hits for the victors exploding for a 17-hit win.

It was the most hits by a winning club in a championship game since Yonkers' 17-hit outburst during the first ALWS in 1926.

Newbury Park finished the year at 40-3.

1993 – Rapid City SD Post 22

ROSEBURG OR – Rapid City SD Post 22 had all the qualifications of a champion.

Their stats were impressive. The record entering the American Legion World Series stood at 66-4. They won the state and regional titles and produced a lineup that would be the envy of any coach anywhere.

But they were not "pre-tournament favorites" according to media, scouts and college coaches covering the tournament. The favorites were Las Vegas NV and Fairfield CA.

In the end, however, it was Rapid City standing alone atop the standings as 1993 American Legion World Series champions.

Manager Dave Ploof and coach Steve Wolff relied on a balanced team effort that had a fine mixture of both offense and defense.

Ben Thomas, a first baseman/pitcher earned the American Legion Player Of The Year

He hit .435 in national play as well as posting a 3-0 record and 0.33 ERA. He registered 27 strikeouts won him the Bob Feller pitching award. He tied for the RBI award with 16.

Joining Thomas in the spotlight was Ryan Merritt, who won the batting crown with a .490 average (24-for-49).

In the championship, Rapid City edge Las Vegas, 7-4 as Bill Freytag went the distance to pick up his third victory in national play.

The tournament drew 34,306 fans to set a modern ALWS attendance record (since the current 8-team format began in 1960).

1994 -- Miami FL Post 346

BOYERTOWN PA – Miami FL Post 346 rode the perfect pitching of Fernando Rodriguez to capture the 1994 American Legion World Series.

Rodriguez, the George W. Rulon American Legion Player Of The Year winner masterfully shutdown Chino CA with a 9-0 championship game victory.

He completed national competition with a perfect 4-0 record and 0.00 ERA in 32.1 innings pitched. In the finals he walked one and fanned six.

Roy Muro (3-for-4 and 2 RBI) led the parade of hitters for Miami. Jose Zabala, Luis Cabral and Rodriguez each picked up a pair of hits against Chino in the finals.

Chino had earlier embarrassed Miami, 19-9 and the championship victory was sweet revenge for the Floridians (36-7 on the season).

As a consolation, Chino set ALWS tournament records for most hits (148) and doubles (41) and finished third in all-time team average (.347).

1995 – Aiea HI

FARGO ND – Injured but not out, Jason Adaro spearheaded Aiea HI to the 1995 American Legion World Series championship.

Hampered by a nagging hamstring injury earlier in the tournament, Adaro pitched a four-hit 2-0 shutout victory over Bellevue WA.

The finale was witnessed by 3,546 at Fargo's Jack Williams Stadium and a national ESPN-TV audience.

The masterful performance by Adaro was his second shutout in series play.

His pitching (4-0, 0.90 ERA) and hitting (.488 highest in national competition) earned him the George W. Rulon American Legion Player Of The Year award.

Portland ME earned that state's first appearance in the ALWS.

1996 – Yardley PA Post 317

ROSEBURG OR – Yardley PA Post 317 surprised the field in the 1996 American Legion World Series by winning the championship.

The Pennsylvania state runner-up won the regional title and played a brand of baseball combining key hits, sturdy defense and crafty pitching to upset the field and won the crown.

Yardley bounced Gonzales LA, 6-3 before 4,089 in the championship game.

Christian Bourgeois of Gonzales LA was selected the George W. Rulon American Legion Player Of The Year while Andy Hoffman of Midland MI earned the James F. Daniel Jr. Memorial Sportsmanship Award. Yardley finished its championship season with a 48-11 record.

Sandy UT became the first team from that state to play in the ALWS.

Another first came when Kip Harris of Midland MI got the first hit as a designated hitter in ALWS history. It was a double in the ninth inning against Rowan County NC.

The attendance of 38,836 set a tournament record under the current 8-team tournament format that started in 1960. It broke their own record set in 1993 with 34,306.

1997 – Sanford FL Post 53

RAPID CITY SD – A Hollywood writer could not have written a better script for the 1998 American Legion World Series staged at Fitzgerald Stadium. It was a scene right out of an old western shoot'em up movie.

There were fireworks galore. There was even a stampede on the record book.

When the dust had settled, Sanford FL Post 53 had the championship in hand by beating Medford OR, 11-8 in a title game that was shorten by Legion officials due to incoming inclement weather. It marked the first time a championship game did not go the standard nine innings.

In the finale, Tim Raines, son of Major League standout Tim Raines Sr., sparked a rally that saw Sanford erase a 8-2 deficit with a seven-run sixth inning explosion. Raines, junior that is, belted a pair of home runs to tie the ALWS record in leading the come-from-behind.

Sanford ended the season at 48-13.

The tournament was a wild one from start to finish as 19 records were broken or tied. Among the most notable were runs scored in the series (273) and fewest shutouts (0). The offensive record surpassed the old record of 222 that was also set in Rapid City. The no-shutout figure tied the record set in 1978, 1980 and 1984.

Although the tournament will always be known as the shootout out west, one notable defensive play was made by Bristol's Mike Rose. Rose made an excellent diving catch while crashing into the right field wall to preserve Bristol's 3-2 victory over Tulsa OK.

1998 – Edwardsville IL Post 199

LAS VEGAS NV – Beating the odds is very difficult. Especially in a city like Las Vegas. But Edwardsville IL Post 199 did it and the reward was the 1998 American Legion World Series championship.

In an all-new, Olympic-type tournament format, Edwardsville overcame a scrappy Cherryville NC Post 100 club, 9-4 in the finals.

Opel, the recipient of the George W. Rulon American Legion Player Of The Year, led the parade of stars. Opel became only the third player in ALWS history to hit over .600 in national competition. He hit .632 (second only to Doug Palmer of New Ulm MN in 1978) and played brilliantly at shortstop.

The 22,000 plus fans in Las Vegas' Cashman Field (home of the Class AAA Pacific Coast League Las Vegas Stars) saw the tournament switch from the conventional 15-game double elimination tournament to a two division 15-game affair. The top two clubs in each division would square off in semifinal action after three days of round-robin divisional play. The winners of the semifinal game then played in a one-game national title game.

The intense heat during the five-day tournament saw the temps exceed 100 each day.

1999 – New Brighton MN Post 513



MIDDLETOWN CT – New Brighton MN Post 513 gave the state of Minnesota its third national championship with a 11-5 victory over Kennewick WA in the 1999 American Legion World Series.

The championship game was played before 2,691 fans in Middletown and before an ESPN-TV tape-delayed national broadcast.

In the finale, third baseman Brad Baglien became the first player to go 5-for-5 in a championship game. Erick Lodgaard went the distance to pick up the victory. He scattered six hits and fanned six.

Peter Wiedewitsch hit .511 (third in the ALWS hitting) going 23-for-45 and was selected the American Legion Player Of The Year

New Brighton finished the season with an outstanding 64-5 record.

2000 – Danville CA Post 246

ALTON IL – Using a pitching staff that any Major League club would love to have, Danville CA Post 246 won the 2000 American Legion World Series.

The championship, a 2-1 thriller over Paducah, Kentucky gave California its 17th overall ALWS title since 1928 For retiring ALWS tournament staff member and California baseball director Harold Hall, the victory was a sweet retirement gift.

Pitching was the key to Danville's success. Check these stats:

- Brown tossed three complete game victories in national competition and did not allow an earned run in 27 innings. He posted a 3-0 record and 0.00 ERA.
- Miramontes also went 3-0 in national tournament play while posting a 1.59 ERA.
- Three other Danville pitchers (Justin Allred, Dane Dobrinich and Brian Roberson) all posted 0.00 ERA marks while John Williams (1-0) and Colin Stock (1-0) rounded out the stellar Danville pitching staff.

A record six Danville players picked up all-tournament recognition as the Hooters closed their record setting year with a 53-12 record.

In a category normally reserved for California teams, New Jersey sent two representatives to the American Legion World Series. Coach Joe Barth's Brooklawn team made its record-tying third straight appearance in the 2000 tourney while Hamilton Square, New Jersey played in its first ALWS. California and Minnesota are the only other states to send two teams to the ALWS in the same year.

2001 – Brooklawn NJ Post 72

YAKIMA WA – Played under ideal weather in this beautiful northwest Washington community (and Apple capital of the world), the 2001 American Legion World Series will go down in the books as a tournament filled with anniversaries, awards, record-setting performances.

For starters, the 2001 tournament was the 75th anniversary of the American Legion World Series (76th year of American Legion baseball). Then, Brooklawn's

longtime coach Joe Barth celebrated his 50th season in Legion Baseball.

Thirteen records were broken or tied during the five-day run including Brooklawn's string of four consecutive trips to the ALWS and team captain Mike Rucci's fourth straight appearance in ALWS by an individual player.

Brooklawn produced an amazing five come-from-behind victories

The semifinal rally was a classic. Or at least it was for the Brooklawn faithful as Barth's chargers erased an 8-5 Omaha NE lead with four runs with two outs in the ninth inning.

In the championship finale against Lewiston ID, Rucci capped a brilliant four-year Legion career with a two-run sixth inning home run to break a 2-all tie to send Brooklawn past Lewiston, 5-2 in front of 2,688 fans at historic Parker Field.

Rucci was selected as the American Legion Player Of The Year. Rucci hit .410 in national competition going 16-for-39. He picked up 12 RBI and 25 total bases.

While Brooklawn was stealing the spotlight with its championship play and record-setting achievements other standout performances were also recorded.

2002 – West Point MS Post 212

DANVILLE VA – The heat was intense and the rain was annoying but in the end, West Point, Miss. Post 212 survived both to win the 2002 American Legion World Series. It was Mississippi's first national championship in Legion Baseball.

The five-day tourney was overshadowed by the weather. The three days of pool play saw scorching heat and high humidity while the semifinals and championship was plagued by rain. In fact, Legion officials were searching as far west as West Virginia and far south as South Carolina for a possible alternate site the morning of the championship game.

The Series opening ceremonies was very hot and humid day as several players were overcome by the heat but for West Point, it was a typical day on the ball field. Mississippi like southern Virginia has the same summer-type hot, humid weather.

While the weather wasn't its best, West Point's Josh Johnson was.

In the championship game, against Excelsior, MN, Johnson scattered seven hits, walked two and fanned 11 in the 4-0 shutout victory. He also contributed offensively with an RBI sacrifice fly.

Johnson, a pitcher-third baseman played near perfect baseball throughout the tournament and was picked as the recipient of Most Valuable Player award. He was flawless on defense as a third baseman and hit .469 in national competition (fourth best in individual batting).

The usual on-the-field post-championship game awards ceremony was moved indoors to the local American Legion Post home as rain intensified from light showers to near-heavy downfall at game's end.

Coach Frank Portero's club finished its championship season with a 47-13 record.

2003 – Rochester MN Post 92

BARTLESVILLE OK – Rochester MN Post 92 withstood a scorching Oklahoma heat wave to capture the 2003 American Legion World Series crown.

It was Minnesota's fourth national title.

Temperatures in Bartlesville reached 100 or more during each day of the five-day tournament equaling a record for heat set in Las Vegas during 1998.

Rochester's national championship game victory over Cherryville NC Post 100, 5-2 before 2,990 at Bill Doenges Memorial Stadium capped a banner season for Coach Keith Kangas and his team. The team won the state high school championship, the state Legion crown, the Region Six Central Plains title and the World Series. Their record was a sparkling 52-5.

Twenty-four records were either broken or tied.

Cherryville's all-purpose athlete Chris Mason set one record and tied another. As a hitter, he belted a pair of home runs in one game tying a record but his expertise was pitching. He established a ALWS record with 69 strikeouts. In the ALWS, he had 10-or-more strikeouts in the two starts and one relief appearance. He was 5-0 in national competition and was tabbed as the MVP of the Series.

2004 – Portland ME

CORVALLIS OR – Tabbed as the "most likely" team *NOT* to win the American Legion World Series, Portland (Nova Seafood) Maine used a mixture of key hitting, defense and nearly perfect pitching to capture the 2004

championship. The championship was Maine's first and the first time for New England since East Lynn MA turned the trick in 1937.

Portland's championship game was a masterful job in pitching as starter Mike Powers shutdown a powerful Kennewick WA club, 2-0. He allowed only one hit and fanned seven in eight innings worked. Ryan Reid, the tourney's top strikeout artist picked up the save in the ninth striking out the sides.

Portland's Scott Brown was the Series MVP. He hit .417 going 20-for-48 with 10 runs scored and 14 RBI. He was also 1-0 with 1 save in national competition.

Reid went 5-0 and one save and a 1.27 ERA with 29 strikeouts.

With three teams remaining, Nova won an exciting 4-3, 10-inning victory over Boyertown eliminating the Legion powerhouse from Pennsylvania. Ryan Piacentini scored on Brown's RBI single in the bottom of the tenth. Brown also picked up the victory in relief striking out two in two innings pitched.

Deland FL completed the ALWS's sixth triple play.

2005 – Enid OK Post 4

RAPID CITY SD – In a bizarre ending to an extraordinary tournament, Enid, Oklahoma Post 4 captured the 2005 American Legion World Series.

The Majors won America's premier youth baseball championship in a very unusual way. It wasn't a walk-off home run or bases loaded walk or even by an miscued error. Enid won the title with a two-out bases loaded balk in the bottom of the ninth inning over Twin Cities of Pasco, Washington.

The score was 7-6 and was played before a packed house of 3,116 in Rapid City's Fitzgerald Stadium.

Zac Berg earned the George Rulon American Legion Player of the Year award while Seng (who became the first player in a dozen years to steal home) was selected as the James F. Daniel Sportsmanship Award recipient.

In the finale, Enid jumped off to an early lead by scoring six runs in the third inning including five runs scored after two outs.

Washington mounted a comeback to tie the game in the eight to setup the unexpected ninth inning.

With the bases loaded and two outs, Pasco pitcher Jeremy Stumetz made a false attempt at first and all six umpires called balk an Tyler Fleming skipped home with the winning run and national championship.

Enid ended their successful season at 61-11.

Attendance was a sparkling 28,058 in Rapid City. It was most since 1996 in Roseburg, Oregon.

Rapid City earned a spot in the tournament field and became the eighth team to play in the Series at home.

2006 – Metairie LA Post 175

CEDAR RAPIDS, IA – Pre-tournament favorite Metairie LA Post 175 sparked by tourney MVP Mike Liberto won the 2006 American Legion World Series with a multiple come-from-behind effort victories.

Champion Metairie and runner-up Terre Haute played three times in the Series with Terre Haute winning on opening day and Metairie bouncing back to win a "must win or go home" game and then winning the finale.

During the three come-from-behind wins, Metairie executed to perfection a triple steal against Midlothian VA. It came in the sixth inning when Kevin Weidenbacher stole second, Tyler Koelling stole third and Brett Accardo stole home.

In the championship game, Metairie rallied in the eighth inning to forge ahead 6-4 and in the ninth inning with the tying run at the plate, the Metairie defense ended the game with a 3-6-3 double play and the title.

Metairie (a suburb of New Orleans) finished the season at 45-7 and with the title, gave the Crescent City four American Legion World Series titles. Other titles came in 1932, 1946 and 1960.

2007 – Columbia TN Post 19



BARTLESVILLE, OK – While the focus was on the home runs flying out of Doenges Memorial Stadium in record numbers, Columbia TN Post 19 went about its business of winning the American Legion World Series championship.

The Region Three champions brought home to Tennessee the national championship for the first time since Memphis captured the 1968 crown.

Columbia's first two outings in the Series resulted in walk-off home runs for victories. The first was three-run shot in the bottom of the ninth inning by Chris Lovett to give Columbia a 7-4 win over Rockport IN.

In Columbia's second outing, Cody Pomeroy's solo home run in the bottom of the 11th inning propelled the winners to a 9-8 victory over Branford CT.

Columbia bounced Eden Prairie MN in the finals 11-4.

For the home runs, Tucson AZ set or tied home runs in national competition and home runs in a game with designated hitter Marc Damon's 3 homers breaking an 81-year-old record.

And for the record, the ALWS saw a record 46 round-trippers fly out of the Bartlesville ballpark. And, the Series saw at each one home run hit in 14-of-15 games played.

Pitching had its moment in the Series too. Although the Series produced no shutouts, fans did witness the Series' 11th all-time one-hit complete game pitching performance. And it came from Tucson's Chris Moon. He fanned 10 and walked two in beating Bryant AR, 6-1. The lone hit came in the form of a pinch-hit solo home run by Kaleb Jobe in the sixth inning.

Columbia finished its outstanding season with a 57-11 record.

2008 – Las Vegas NV (Gorman) Post 76



SHELBY, NC – Las Vegas NV Post 76 (Bishop Gorman) won a record 75 games during the 2008 season with victory number 75 coming in the championship game of the 2008 American Legion World Series.

Pitcher/first baseman Jeff Malm was perfect and earned the tourney's MVP award. He was perfect on the mound logging a 0.00 ERA in national competition and posted a 1-0 record with five saves. The ERA mark tied an ALWS record and the five saves set an ALWS record. He also tied the record for fielding with a 1.000 mark in 98 chances at first base. Offensively he hit a solid .300 and scored 14 runs, second highest in the tourney.

. The tournament's finale was set back a day due to severe storms in the area. It was the first setback from Mother Nature and rain of a championship game since 1972 in Memphis.

Regardless of the one day delay, Las Vegas claimed the title beating Pasco WA, 5-1.

It was Las Vegas' first national championship after finishing runner-up in 1986 and 1993.

Manager Chris Sheff's club ended the season by winning its final 21 games and posted a 75-7 record.

Attendance was the second highest under the present 8-team double-elimination format with 37,701.

2009 -- Midland MI Post 165

FARGO, ND – On a sun-splashed afternoon that felt more like an autumn college football Saturday, Midland, Michigan Post 165 won the 2009 American Legion World Series championship.

It was a perfect ending to an otherwise imperfect tournament due to inclement weather. In fact, seven of the tourney's 14 games were seven inning affairs instead of the normal nine-inning games due to the weather.

In the end it was Midland, Michigan claiming the national championship beating Medford, Oregon Post 15, 11-4 in front of 1,867 at Newman Outdoor Stadium on the campus of North Dakota State University.

Defending champion Las Vegas returned to defend its title and was the pre-tourney choice to repeat but just prior to the start of the Series, Jeff Malm, the MVP in '08 signed a Big League contract. Midland, the only other returning team from 2008 field was then installed a slight favorite to claim the crown. Midland did not disappoint its fans by going 5-0 at the ALWS.

The mainstay was tourney MVP Jordan Dean.

Dean, shortstop, anchored a defense that turned 12 double plays.

Perhaps one of the wildest games in American Legion history saw Midland eliminate Rowan County NC, 15-14.

Midland was cruising with a 12-0 margin going into the sixth inning when North Carolina exploded for eight runs. Midland countered with three runs in the seventh before North Carolina scored five in the seventh. In the bottom of the ninth, North Carolina scored again to cut the margin to one and the game ended that way.

The championship game was exciting as Midland jumped off to an 8-0 lead and coasted to the win.

Midland ended its most successful season at 54-7 record.

2010 – Midwest City OK Outlaws

SPOKANE WA – Facing elimination after one day of World Series tournament play, Midwest City OK Outlaws regrouped and reloaded to capturing the 2009 American Legion World Series. On championship day, Manager Doug Weese's club used its strong hitting to knock off

previously tourney unbeaten Eden Prairie MN, 11-6 and 10-1.

The number one team was led by the tourney's #1 player in MVP Dalton Bernardi. (uniform #1) In the championship game he went 3-for-5 and 3 RBI and a pair of stolen bases. To squelch any rally by Eden Prairie, he finished the game pitching striking out three in two and third innings worked.

In tournament competition, Bernardi, an outfielder-pitcher, he hit .420 including 21 hits, 14 runs scored and 15 RBI. He was a perfect 12-for-12 stealing bases and as a pitcher, he finished with a 3-0 record in 21 and 2/3 pitched. He struck out 20 and produced an 0.83 ERA.

Strong points on the winning Oklahoma entry include a team batting average of .346 with 142 hits and 102 runs scored and 28 two-base hits. Adding to the arsenal of offensive weapons for Midwest City include 56 stolen bases. The 56 stolen bases ties the all-time ALWS tournament record.

Midwest scored 10-or-more hits in each of its games.

And, not all the talent was on the championship club. Runner-up Eden Prairie MN was also full of talented stars.

Sportsmanship Award winner Blake Schmit led the field of players in national competition in hits (22) and runs scored (18) and was third in total bases (30). He hit .431 (fifth ranked).

Schmit (shortstop) teamed up with Tony Skjefte (second base) for nine double plays in the tourney. Skjefte hit a solid .373.

Midwest City finished the season at 66-10. It was Oklahoma's second national championship in the 2000s. Enid won the 2005 ALWS.

2011 – Eden Prairie MN



SHELBY NC – What a difference a year makes. Just ask the Eden Prairie MN American Legion baseball team.

In 2010, Eden Prairie was one victory away from a national championship but lost twice on championship day and finished with a runner-up trophy.

In 2011, Eden Prairie entered the Series as the favorite to win it all but lost on opening day and it wasn't even close, losing 14-3 In a 10-run game.

What happened next is amazing. "Unbelievable" said Blake Schmit, the American Legion George W. Rulon Player Of Year.

Eden Prairie then reeled off consecutive victories including two of the most exciting games in ALWS history.

With Tupelo MS awaiting the winner for all the marbles, Eden Prairie and Las Vegas NV (the 2008 national champion) squared off in an afternoon game that would send the winner into the finals. Eden Prairie beat Las Vegas, 2-1.

Eden Prairie jumped off to an early second inning 2-0 lead. Schmit trying to beat out a base hit tripped at first base and received a severe ankle injury. But a quick thinking game-saving trainer taped Schmit's swollen ankle and he remained in the game.

In the championship game, Tupelo scored four in the first inning and Eden Prairie's chances of winning seemed remote at best.

Eden Prairie then chipped away with two runs in the second, one in the fifth on a Schmit home run and one in the eighth when Skjefte raced home on a RBI double by Peterson.

The winners picked up a run in the 13th inning on a fielders choice.

Tupelo didn't go down quietly much to the delight of the 5,896 fans in the park.

With one out, back-to-back singles put Tupelo in position to tie and maybe win the championship.

Schmit, the defensive captain of the team called for a pickoff play at second. It was a perfect throw by winning pitcher Lance Tonvold to Schmit, who made the tag with the pickoff.

It was a most successful tournament for Shelby, which became the home of American World Series. A record 86,162 fans cheered every pitch. The previous record was 60,000 at the 1936 ALWS played south of Shelby in Spartanburg, SC.

Several records were broken in the tournament.

Blake Schmit became the first player in American Legion baseball history to win two major awards. In 2010, he was the recipient of the James F. Daniel Jr. Sportsmanship and in post-game ceremonies in this tournament, he was the picked as the George W. Rulon American Legion Player Of The Year

Assistant coach Mike Halloran celebrated his second national title. He was the Player of the Year in 1983 when he was the catcher on the national championship team from Edina, MN.

And for airline bonus miles, the winner goes to Waipahu, Hawaii. The Islanders broke Bayamon, Puerto Rico's record of most miles traveled to a World Series. Waipahu's epic journey totaled 9,608 miles.

Other highlights of the 2011 ALWS include:

- Erik VanMeetren of Las Vegas joined an elite group of Legion players to have played in three World Series tournaments. He played in 2008, 2009 and 2011.
- Eden Prairie became the third team in ALWS history to finish runner-up one year and then return to win the national championship the following year.
- Tupelo Coach Kirk Presley is the cousin of national icon Elvis Presley.

2012 – New Orleans LA Post 125



SHELBY NC – "An experience like no other" and "something I have dreamed about" were just a few comments made by tradition-rich New Orleans Post 125 (Jesuit High School) after capturing the club's third American Legion World Series national championship at

Shelby's Veterans Field-Keeter Stadium. Other titles came in 1946 and 1960.

Powered by the strong arm of pitcher Emerson Gibbs, the 2012 recipient of the George W. Rulon Player Of The Year and the stellar play from the entire lineup, New Orleans won with defense (led the tournament in team fielding), tough pitching and timely hitting.

On opening day, Brady Williamson's two-run home run in the eleventh inning propelled New Orleans to a victory over spunky Milford CT.

Against Omaha, New Orleans found themselves down 7-1 going into the seventh inning. NOLA picked up two runs in the seventh and then exploded for five runs in the eighth. The big hit was a bases clearing double down the leftfield line by Jonathan Lee. Tony Fort-Bensen scored all the way from first to give New Orleans its first lead of the game. The play of the game and perhaps play of the tournament came in the ninth inning Taylor Elman singled to right and Omaha's Jon Hechtner was sent home from second. Mitch Alexander made a perfect one hop throw from the rightfield to catcher Matthieu Robert who made the tag on the sliding Hechtner to end the game.

Robert described the play this way: "most games only end like this in dreams. I could see that the runner was being sent home (from second) Rightfielder Mitch Alexander fields the ball and makes the throw. The time between Mitch throwing the ball and the ball hitting my mitt seemed to be in slow motion. He (Mitch) made a perfect, one-hop throw and I caught it, blocked the plate, and tagged (the runner) I knew it; we had him out. The umpire shouts "out" and everything was a blur from that point on" Excitement reined as the team poured on to the field celebrating.

In the championship game and rematch with Brooklawn, Coach Joe Latino picked Gibbs to pitch.

Gibbs responded with a 4-0, three-hit complete game shutout victory. He retired the first 13 batters until Brett Tenuto of Brooklawn broke-up the no-hit game with a hard single to short. Gibbs retired the sides in seven of the nine innings. Matthieu Robert supplied the offense going 1-for-3 and three RBI including two RBI double and a sac fly. Mitch Alexander went 2-for-4.

New Orleans ended the year at 41-7 and pre-tourney favorite Brooklawn finished at 59-5.

Gibbs added that the ALWS "was an experience like no other. It was absolutely surreal. As soon as I saw the ball hit my catcher's mitt for the final strike, it was this overwhelming feeling that everything we worked for I had paid off."

On being picked as the MVP – Rulon Player of the year, Gibbs was stunned. "when my name was called, I was surprised and extremely honored".

And for the third time in three series, host Shelby shattered the ALWS attendance record. Over 100,000 fans turned out to see ALWS action despite the inclement weather.

2013 – Brooklawn NJ Post 72

SHELBY NC – Notre Dame has it's "win one for the Gipper" so it is fitting that Brooklawn has it's "win for for the Skipper". The skipper was long-time Legion coach Joe Barth Sr.

It worked to perfection as Brooklawn NJ Post 72 won the national championship in quick fashion beating Petaluma CA, 10-0 in a game shorten from nine innings to seven due to the "mercy" rule. It marked the first time the mercy rule was used in an ALWS championship game.

Filling in for ailing Bart Sr. was his son and coach, Dennis Barth.

The tourney in its final year of a double-elimination format and played in Shelby NC for the third successive year was a hit for the beginning.

For starters, 104,726 filled Keeter Stadium at Veterans Field breaking the all-time attendance record set the previous year.

On opening day, fans enjoyed an inside-the-park home run by Petaluma's catcher Ryan Haug, a record steal of second, third and home in the same inning by Gonzales second baseman Robbie Podrosky and a upside-down jubilation of a unusual play with an extra inning game heroics.

And that was just on opening day.

Inclement weather which has hampered previous World Series in Shelby (in 2008, 2011 and 2012) was again trying to play havoc during the '13 Series but without too much success.

Rain hampered play during six games with light-to-moderate showers throughout the opening rounds that made playing conditions soggy.

With its 2012 championship loss still fresh, Brooklawn entertained Petaluma in the championship.

2013 would be different however. Brooklawn scored early and often to end the game and rout of Petaluma.

Pitcher Mike Shawarn was masterful limiting California to just four hits. He fanned eight and did not walk a batter.

Brooklawn banged out 17 hits (one shy of the championship game record of 18) as every position player collecting a hit. Four players picked up two hits each while Nick Cieri and John Theckston picked up three hits each.

Anthony Harrold was selected as the George Rulon American Legion Player Of The Year award. He also won the Louisville Slugger Award as the top hitting in national competition. He hit .529 (18-for-34).

Brooklawn finished the year at 47-8 to cap a two-year run with a 106-13 record that included two regional championship, a national championship and national runner-up.

And for Mike Rucci, the only player to have played in four consecutive World Series (1998-2001) returned to the Series as a coach for Brooklawn.

2014 – Brooklawn NJ Post 72

SHELBY NC – In one of the most dominating performances in American Legion World Series championship game history, Brooklawn New Jersey Post 72 won its second straight national championship with an over powering victory over Midland MI, 18-0 in a seven inning affair. It was Brooklawn's second consecutive 10-run victory in championship games.

The 18-run decision was the most lopsided victory in the finals and the largest shutout in championship play. Only Yonkers NY scored more runs in a ALWS championship and that was way back during the Legion's first tournament in 1926. The New Yorkers scored a 23-6 win over Pocatello ID in the Legion's inaugural title matchup.

The victory was bittersweet for Brooklawn. Its long time skipper and founder Joe Barth Sr. passed away prior to the start of the season.

His son Dennis Barth, an associate head coach under his dad stepped in as the top man and continued his dad's success with the championship.

In a rematch and playing for the championship, Brooklawn wasted little time against Michigan scoring four in the first, one in the second and five in the third for a 10-0 advantage. As if that wasn't enough, the champions score eight more runs in the sixth before the game ended after seven innings. Tyle Mondile scattered five hits in the shutout and struck out five to pick-up the win. Five players in the Brooklawn lineup collected two hits or more

The championship game attendance set a modern record of 7,907. Brooklawn ended the season at 54-7 record. Midland finished at 50-8.

2015 – Chapin-Newberry SC

SHELBY NC – Winning championships need a combination of a solid defense, strong pitching and timely hitting. It also helps to have a bit of luck. For Chapin-Newberry, the luck came in the form of three come-from-behind victories in their march to the 2015 American Legion World Series championship.

The title game was a 9-2 decision over New Orleans before the largest championship game attendance (8,826) since 1949.

The five-day tournament attendance exceeded the record set last year with 117,072.

Attempting to be the first South Carolina ALWS champion since 1936 and the first team to finish the season unbeaten since 1928, Chapin-Newberry faced a stiff competition.

Despite its lofty unbeaten record (28-0 entering the ALWS), Chapin-Newberry was at best a long-shot entry to win it all. The favorite was the two-time defending national champion Brooklawn, New Jersey. Brooklawn was attempting to be the first three-time champion. It didn't happen.

The first of the three comeback victories came on opening day when the eventual champion scored twice in the bottom of the ninth for a 2-1 victory over former champion Midland, Michigan.

The dream of an unbeaten season came crashing down the following afternoon with a 5-2 setback at the hands of New Orleans, the 2012 national champ.

C-N regrouped with a "must win" game against Cromwell, Connecticut and true to fashion, C-N down 6-0 early exploded for six runs in the eighth inning to win 7-6.

In the semifinals against Medford, Oregon, C-N was down 3-1 going into the top of the eighth, C-N scored a run in the eighth and two in the ninth to move within one game of a national championship season.

C-N reversed its normal mode of playing in ALWS play by scoring first and built a seven-run lead in stopping New Orleans to capture the crown.

Justin Hawkins, a stellar shortstop was named to the all-tournament team and was the recipient of the George W. Rulon American Legion Player of The Year.

Perhaps one of the best games in the Series was the semifinal encounter between New Orleans and two-time defending champion Brooklawn.

Brooklawn scored a run in the top of the tenth inning and was still in contention for a possible three-peat performance but New Orleans had other plans.

The Crescent City entry scored twice in the bottom of the tenth to deny Brooklawn's chances. Mason Mayfield won the game in relief as pinch runner Connor Maginnis raced home from second beating the throw at the plate for the victory.

The New Jersey team was led by former MVP first baseman Anthony Harrold. He became the first player in ALWS to earn a spot on the all-tournament in three consecutive years.

The tourney set a record with ten one-run decision while C-N's 32-1 record was the best since East Lynn MA went 38-1 in 1937.

2016 – Texarkana AR



SHELBY NC – Texarkana AR endured a hostile North Carolina state entry and overcame a four-run deficit to win the 2016 American Legion World Series championship.

It also took extra innings and extra time in doing so.

The championship battle with Rowan County, North Carolina was a matchup made in heaven for Legion officials, a national television audience and the loyal fans of Shelby, North Carolina and Cleveland County.

Keeter Stadium/Veterans Field is 82.4 miles from the Rowan County courthouse so thousands of Rowan fans flooded the ballpark on Championship Tuesday.

It was definitely a home crowd environment for the North Carolina champion.

A crowd of 8,496 packed the rafters in the title game with Rowan County jumping off to a 4-0 lead against Texarkana after four innings.

Texarkana rebounded in the fifth tying the game and that was all the scoring for the remaining regulation nine-inning game.

In extra innings, Texarkana exploded for four runs in the twelfth and seemingly had the game won.

Backed by the largely dominant North Carolina fans, Rowan rallied with two in the bottom of the twelfth and had the bases loaded when the final out was made.

Score it: Texarkana AR—8, Rowan County NC—6.

The twelve innings was the third longest in championship game history and the time of 3:25 was the second longest behind the epic 13-inning championship in 2011 between Eden Prairie MN and Tupelo MS. That game went 3:31

It was Texarkana (42-5) and the state of Arkansas's first Legion World Series championship and denied North Carolina's quest for a fifth national title.

Texarkana's all-purpose athlete (catcher/first base) Will Smith was chosen as the recipient of the American Legion George Rulon Player Of The Year. He hit .361 in 10 national playoff games including a pair of key hits in the championship game.

Teammate Logan Vidrine (pitcher/infielder) was the recipient of the James Daniel Sportsmanship Award. Vidrine put Arkansas in the championship game with a pitching gem in the semifinals beating Rockport, 3-1 scattering three hits.

And for the sixth straight year (all in Shelby), the attendance was shattered with 121,127 fans packing the ballpark.

2017 – Henderson NV

SHELBY NC – Surrendering a near record number of hits (21, the record is 22) on opening day, Henderson NV looked nothing like a national champion.

ALWS MVP Shane Spencer changed all that leading Henderson to the 2018 American Legion World Series championship with his stellar pitching performances.

Surprising everyone in attendance except his teammates and fans, Spencer led the comeback with two complete game victories.

After that disastrous opening day loss, Spencer got Henderson in the win column with a one-hit 1-0 victory.

Teammate Ryne Nelson came back in Henderson's next outing with a one-hit outing but Henderson bats fell quiet and the team lost 1-0.

Due to the tiebreaker procedure in tournament pool play, Henderson advanced to the semifinals despite its 1-2 record.

Surviving pool play with a second-place finish, Henderson moved into the championship game with a 7-3 extra inning victory over Bryant AR (the other pool play's divisional winner).

In a rematch with Omaha for the championship, Henderson went to Spencer for the win.

In a reversal of the earlier meeting, Spencer shut down the Omaha bats giving up just three hits and striking out six as Henderson (a suburb of Las Vegas) captured the national crown.

The score was 2-1 with winning run coming in the sixth inning on Nick Thompson's RBI sacrifice fly scoring JJ Smith.

Henderson (56-10 on the season) became only the eighth team since the current 8-team ALWS format to lose on opening day and come back and win it all. Texarkanna did it last year..

If a Spirit award had been presented, Lewiston's Chris Powell certainly would have walked away with the award. The talented outfielder made a diving catch in Lewiston's opening game against Bryant AR. The result was a separated shoulder and he went on the DL for remainder of the Series.

The upbeat youngster vowed to return to play later in the tournament but doctors and family over-ruled that possibility.

After six straight years of recorded increased attendance, only 120,924 attended the 2018 Series. The main reason – as always – inclement weather conditions.

2018 – Wilmington DE Post 1

SHELBY NC – In 92 American Legion World Series tournament, fans have enjoyed many memorable games, exciting finishes, heart-stopping action but none can match the finals of the 2018 ALWS finals between tradition-rich Las Vegas NV and upstart Wilmington DE.

Wilmington Post One gave the state of Delaware its first national championship with a 1-0 extra inning victory over Las Vegas.

The game was intense and tight as neither team gained an offensive advantage through seven scoreless innings.

Las Vegas opened the eighth with a lead-off single but Wilmington's Chris Ludman retired the next three batters.

Michael Cautillo walked full count pitch. Ludman advanced Cautillo to second with a perfect bunt.

And then Austin Colmery connected on the biggest hit of his life up the middle sending Cautillo from second for the game winner. The throw from the outfield was late as Cautillo slid safely across the plate.

The overflow capacity crowd of 8,350 roared with approval as the Wilmington celebrated wildly on the field.

Ludman was selected the George W. Rulon American Legion Player Of The Year.

In the championship game, he tossed a complete extra inning complete game victory. He threw 99 pitches giving up just four hits and striking out three.

Colmery was the offensive standout going 2-for-4 and the game winning RBI. He also was the leader in total bases with 21.

Dubuque County's Sam Goodman received the Sportsmanship Award.

Wilmington finished its most successful season at 38-4.

Despite rain and lightning delays in game seven and eleven , Shelby broke the ALWS attendance record (again) with a 15-game attendance of 128,307.

Mike Cautillo scores winning run



ALWS Player Of The Year Chris Ludman



2018 ALWS champion Wilmington Delaware Post One

Mike Cautillo connects with base hill

Wilmington coaching staff

Wilmington raises national championship trophy



Team celebrates with fans, friends
At right: coaches receive championship shower

ALWS all-time teams according to the Scoring Czar JJ

In 2007, media and Legion officials requested ALWS scoring czar JJ Guinozzo to research and produce an all-time American Legion World Series team.

Guinozzo agreed only with the conditions that he produce two stellar squads – one from 1926-71 (before the Guinozzo era) and one from 1971-present for players he saw play.

The Pre-Guinozzo era (1926-71) was based on his research through countless scoresheets, stats, game stories and interviews.

Pre-Guinozzo era all-time ALWS squad
1926-71 (45 tournaments)

P – Scott Seger, Cincinnati OH – 1957-58
P – Ray Bessom, East Lynn MA—1937
P – Phil Cavaretta, Chicago IL—1933
P – Tom Gibson, Yakima WA—1953
P – Butch Vargas, Oakland CA—1966
C – J.W. Porter, Oakland CA—1949-50
1B – Donnie Castle, Memphis TN—1968
2b – Richard Dash, Long Beach CA—1963
SS – Jimmy Fraiche, New Orleans LA—1932
3B – Billy Capps, San Diego CA—1954
U -- Clyde Dick, Albemarle NC—1940
U – Ray Herrera, Oakland CA—1949
OF – Jack McCormick, Yonkers NY—1926
OF – Bob Usher, San Diego CA—1940-41
OF – Rollie Fingers, Upland CA—1964
Manager – Joe Hawk, Cincinnati OH

Guinozzo era all-time ALWS squad
1972-2018 (47 tournaments)

P—Shane Spencer, Henderson NV—2017
P – Chris Mason, Cherryville NC—2003
P – Joe Grahe, Jensen Beach FL—1986
P – Jason Adaro, Aiea HI—1995
P – Matt Brown, Danville CA—2000
P – Ben Sheets, Gonzales LA—1996
P – Emerson Gibbs, New Orleans LA—2012
C – Mike Holloran, Edina MN—1983
1B – Anthony Harrold, Brooklawn NJ—2013-15
2B – Tony Skjefte, Eden Prairie MN—2010-11
SS — Blake Schmidt, Eden Prairie MN—2010-11
3B – David Magadan, West Tampa FL—1981
U – Mike Rucci, Brooklawn NJ—1998-2001
U – Mike Boddicker, Cedar Rapids IA—1974-76
U – Tim Raines Jr., Sanford FL—1997
OF – Jeff Malm, Las Vegas NV—2008
OF—Rob Wassenaar, Edina MN—1982-83
OF – Ivan Snider, Boyertown PA—1982
OF – Dave Elder, Yakima WA—1975
OF – Tomas Gil, Hialean FL—1978-80
Manager – Joe Barth Sr. – Brooklawn, NJ

J.W. Porter – Oakland CA

Phil Cavaretta – Chicago IL



Rollie Fingers – Upland CA

Blake Schmidt – Eden Prairie



Joe Barth Sr. – Brooklawn NJ



Mike Rucci – Brooklawn NJ



Donnie Castle – Memphis

Emerson Gibbs – New Orleans

ALWS top moments Pre-Guinozzo era 1926-71

1931

In the American Legion's version of a classic pitching duel, South Chicago IL pitcher Al Lawler out-lasted Columbia SC's Kirby Higbe to win the 1931 championship, 1-0 in 14 innings.

Lawler fanned 17 would-be-hitters while Higbe countered with 10 strikeouts.

South Chicago won the Series, 2-games-to-0. The Series was the first to be played at night at Houston's Buffalo Stadium.

1933

Ted Swed's single off an 0-2 pitch with two outs in bottom of the ninth inning propelled Chicago to a wild 7-6 victory over Trenton NJ in the finals of the 1933 ALWS played in New Orleans.

Phil Cavaretta, who earlier tripled, went to the mound in relief and gave up one hit over the final three innings to get the victory.

1938

San Diego edged Spartanburg SC, 3-games-2 (with 1 tie) to win the most evenly matched Series in history. The Californians won the final game, 4-1. Earlier the teams battled in an epic 14-inning 8-8 tie.

Chet Kehl fanned 10 and scattered four hits for the win. He retired the final eight batters.

1940

Albemarle NC overcame a 2-games-0 deficit to beat favored San Diego, 3-games-2 to win the 1940 ALWS crown.

The finals in the best-of-five series format set an all-time attendance record of 20,000 in Albemarle. The five game series also set a tournament record of 60,000. The record stood until 2008 when another North Carolina community Shelby set a new figure of over 80,000.

The championship was not secured until the ninth inning when the winners stopped a San Diego rally. The final out was made on an attempted squeeze play. Catcher Hoyle Boger called for a pitchout and that proved to be correct as a surprised California runner was out at the plate.

1946

Gus Riordan limited pre-tournament favorite (for the second straight year) Trenton NJ to a pair of singles in the championship game to give New Orleans the upset victory over the favored Garden state entry for the 1946 championship.

1968

Terry Dan's perfect bunt on an 0-2 count scored Charlie Blanchard in the ninth inning sent Memphis to the national championship against Klamath Falls OR. The score was 4-3.

From the Guinozzo era 1972-present

1982

Boyertown PA ended a storybook season by winning the ALWS championship at home. It was the first time since 1941 that a team playing at home to win the ALWS.

6,563 fans (in which over 99 percent was Boyertown fans) cheered each pitch in the championship victory over Lafayette CA, 14-8. The victory celebration lasted way into the wee-morning hours as Boyertown fans partied.

1983

Upstart Edina MN scored three runs in the eighth inning and two in the night to upset defending national champion Boyertown PA, 5-4 to win the 1983 championship.

Edina scored the tying and eventual winning run in top of ninth when Boyertown outfielders collided on a fly ball.

Pitcher Rob Wassenaar finished the 4-0 comeback with two gone in the bottom half with a stunning strikeout.

1984

Teofilo Serra walked home as a result of a bases loaded walk in the bottom of the ninth to give Guaynabo PR a two-game sweep of Brooklawn NJ on championship day to capture the 1984 ALWS.

1997

Sanford FL erased the largest margin in a championship game (8-2) to win the 1997 championship beating Medford OR, 11-8 in a game shorten due to threatening weather.

Tim Raines Jr. belted a pair of home runs as the Floridians scored seven runs in the sixth inning.

2004

Surprising everyone except parents and friends, Portland ME won the 2004 ALWS with convincing fashion. Tourney MVP Scott Brown led the charge hitting and pitching as Portland beat Kennewick WA, 2-0. Starting pitcher Mike Powers gave up just one hit in eight innings in the finals.

2005

Enid OK won the 2005 ALWS on the most unusual ending in Series history. The Majors winning run came in the bottom of the ninth on a bases loaded balk.

2011

Eden Prairie MN overcame a 4-0 first inning deficit and scored the winning run in the top half of the 13th inning to win a classic come-from-behind championship victory over Tupelo MS. The win was sweet for Eden Prairie having finished second in 2010. MVP Blake Schmidt won his second straight major award. The year before he was the Sportsmanship recipient.

2016

In the championship game. Texarkana AR overcame a 4-0 deficit (ties for the largest deficit in championship game) to beat home state and crowd favorite Rowan County NC, 8-6 in 12 innings.

2018

The capacity crowd in attendance saw probably the most dramatic finish in ALWS history as upstart Wilmington DE scoring the winning run in the bottom half of extra innings to beat tradition-rich Las Vegas NV, 1-0. Mike Cautillo scored from second as Chris Ludman pitched a near-perfect four-hit shutout.

LOOKING FOR MORE?

This 2019 American Legion World Series Record Book is only a small portion of the extensive records that we provide to media and legion officials and fans.

For additional records (including old records and New Era records, statistics and scores, etc. of every American Legion World Series, please contact JJ Guinozzo.

Also, we welcome suggestions, corrections, ideas and photographs to add to our collection in providing the most accurate information of the American Legion World Series.

To contact Guinozzo, please send him an email at jjguinozzo@gmail.com or call at 1-662-772-8777 or write to 7185 Atterbury Circle West, Southaven MS 38671.

Thanks.

JJ GUINOZZO

A special thank you

A special thanks goes out to the photographers and staff of Victorian Rose Studio for the

I would like to give a special thanks to the photographers and staff of Victorian Rose Studio for supplying the team and individual photos as well as game action photos for the American Legion World Series Record Book. And a big thank you to the photographers of the American Legion national headquarters.

Also a big thanks for assistance goes to the Baseball Hall of Fame in Cooperstown, New York and Research Center for photographs and images of the Hall of Fame inductees that played American Legion Baseball.

COVER PHOTOS

Top: aerial view of 2018 ALWS championship game.

Bottom: Wilmington DE team, Chris Ludman, Mike Cautillo of Wilmington.

JJ Guinozzo III: scoring czar

The date was June 1, 1964 and John 'JJ' Guinozzo started keeping score for American Legion baseball. He was the scorer for Whitehaven Boosters and the Tigers won that first game against rival South Side. From that point, JJ has scored too many games to count (approximately 6,000) and now holds the title of the ALWS scoring czar. His first assignment with the World Series came in his home town of Memphis, TN in 1972 and with a blessing from Mother Nature (rain delays), JJ launched a career with the national legion program that now spans nearly five decades. The 93rd American Legion World Series in 2019 with be his 48th Series. That's over half of the World Series played since 1926 and that includes 697 of the 1,042 ALWS games played.

In 1982 at the request of legion baseball director George Rulon, Guinozzo spent most of spring break at the legion's national quarters researching records. Today, the legion produces an extensive Record Book with facts, figures, data, photos and just about anything you need or would want to know about the legion baseball program.

Guinozzo will be 71 in September is an official scorer for the NBA, MLB, NCAA and other sporting events.

He served as official scorer for the past two NBA championship finals. Other assignments include Olympic team and Pan American games.

He resides in Southaven, Mississippi, a community just south of Memphis, Tenn.

And for whatever the reason, long-time legion baseball director George Rulon was impressed with Guinozzo and from 1973 to the present, JJ has been on the scene scoring World Series games and compiling official records.



JJ Guinozzo at NBA finals as official scorer

2019 American Legion World Series
Tournament Schedule

Official Baseball of the World Series

"Stars"	"Stripes"
Southeast	Northeast
Great Lakes	Mid-Atlantic
Mid-South	Central Plains
Western	Northwest

Thursday – August 15

Game 1	Southeast vs. Great Lakes	ESPN3	10:00 a.m.
Game 2	Mid-South vs. Western		1:00 p.m.
Game 3	Central Plains vs. Northwest		4:00 p.m.
Game 4	Northeast vs. Mid-Atlantic		7:30 p.m.

Friday – August 16

Game 5	Great Lakes vs. Western	ESPNU	4:00 p.m.
Game 6	Southeast vs. Mid-South		7:00 p.m.

Saturday – August 17

Game 7	Northwest vs. Northeast	ESPNU	1:00 p.m.
Game 8	Mid-Atlantic vs. Central Plains		4:00 p.m.
Game 9	Southeast vs. Western		7:30 p.m.

Sunday – August 18

Game 10	Mid-South vs. Great Lakes	ESPNU	1:00 p.m.
Game 11	Mid-Atlantic vs. Northwest		4:00 p.m.
Game 12	Northeast vs. Central Plains		7:30 p.m.

Monday – August 19

Game 13	Winner Stars vs. Runner-Up Stripes	ESPNU	4:00 p.m.
Game 14	Winner Stripes vs. Runner-Up Stars		7:00 p.m.

Tuesday – August 20

Game 15	Championship Tuesday Winner Game 13 vs. Winner Game 14	ESPNEWS	6:30 p.m.

Catch all of the tournament action on the "American Legion World Series" app

GET IT ON Google Play Download on the App Store